



# SEMOpX Data Publication Guide

ISSUE ~~65~~.0

## **COPYRIGHT NOTICE**

All rights reserved. This entire publication is subject to the laws of copyright. This publication may not be reproduced or transmitted in any form or by any means, electronic or manual, including photocopying without the prior written permission of EirGrid plc and SONI Limited.

## **DOCUMENT DISCLAIMER**

Every care and precaution is taken to ensure the accuracy of the information provided herein but such information is provided without warranties express, implied or otherwise howsoever arising and EirGrid plc and SONI Limited to the fullest extent permitted by law shall not be liable for any inaccuracies, errors, omissions or misleading information contained herein.

## Table of Contents

Table of Contents.....	2
Table of Tables .....	3
1 Disclaimer and Content Information.....	5
2 Introduction and Background.....	6
2.1 Scope of this Document .....	6
2.2 Structure of the SEMOpx Data Publication Guide .....	6
2.2.1 Data Publication Guide Sections Overview .....	6
2.2.2 Availability of Information in the Data Publication guide.....	7
3 Data Publication Types.....	8
3.1.1 An Overview of Data Publication Types.....	8
4 Data Publication Report Formats, Delivery Types, and Access Mechanisms .....	9
4.1 Data Publication Formats .....	9
4.2 Data Publication Delivery Types.....	9
4.3 Data Publication Access Mechanisms.....	10
4.3.1 Type 2 Access Mechanism .....	10
4.3.2 Type 3 Access Mechanism .....	11
5 Ex-Ante Market (SEMOpx) Publications .....	12
5.1 Ex-Ante Market Development.....	12
5.2 Market Data .....	12
5.2.1 Auction Results .....	12
5.2.2 Continuous Trading Results .....	13
6 Appendix A: Ex-Ante (SEMOpx) Market Publication Details .....	14
6.1 (SEMOpx) Market Development.....	14
6.1.1 EA-010: SEMOpx Rules (including Operating Procedures) .....	14
6.1.2 EA-011: Schedule and dates of Modification Panel meetings.....	14
6.1.3 EA-012: Modification Proposal .....	14
6.1.4 EA-013: Public Consultation on Modification Proposal .....	14
6.1.5 EA-014: Responses to Public Consultation on Modification Proposal .....	14
6.1.6 EA-015: Further information on Modification Proposal.....	15
6.1.7 EA-016: Final Recommendation Report .....	15
6.1.8 EA-017: Regulatory Authority decision on Final Modification Recommendation .....	15
6.1.9 EA-018: Members and Chairperson of the Modification Committee.....	15
6.1.10 EA-019: Terms of Reference for Market Operator Audit .....	16
6.1.11 EA-020: Audit Report .....	16
6.2 (SEMOpx) Market Data.....	16
6.2.1 EA-001: ETS Market Results.....	16
6.2.2 EA-002: ETS Bid File .....	23
6.2.3 EA-003: Block Bid Order File.....	25
6.2.4 EA-004: Bid/Ask Curves.....	25
6.2.5 EA-006: Exchange Transparency.....	27
6.2.6 EA-007: Intraday Market Results Trade.....	28
6.2.7 EA-008: Intraday Market Results Order.....	<a href="#">313130</a>
6.2.8 EA-009: Intraday Market Results Statistics.....	<a href="#">353433</a>
6.2.9 EA-010: REMIT FILES .....	<a href="#">373635</a>
7 Appendix B: SEMOpx Website API Specification .....	<a href="#">424140</a>

## **Table of Tables**

Table 1: Structure of the SEMOpX Data Publication Guide .....	7
Table 2: An Overview of Data Publication Types .....	8
Table 3: Data Publication Formats .....	9
Table 4: Data Publication Access Mechanisms .....	10
Table 5: Conventions.....	11
Table 6: Navigation to SEMOpX Sections.....	11
Table 7: Ex-Ante Market Development.....	12
Table 8: Ex-Ante Auction Results.....	13
Table 9: Continuous Trading Results .....	13

## Document History

Version	Date	Author	Comment
1.0	05 May 2017	I-SEM Programme	Initial Release of I-SEM Data Publication Guide. Cross-Reference: Level 2 Milestone # 231
1.1	14 October 2017	I-SEM Programme	Incremental release of I-SEM Data Publication Guide.
1.2	01 December 2017	I-SEM Programme	Incremental release of I-SEM Data Publication Guide Cross-Reference: Level 2 Milestone # 7k
1.3	09 February 2018	I-SEM Programme	Incremental release of I-SEM Data Publication Guide Cross-Reference: Level 2 Milestone # 234a
2.0	28 March 2018	I-SEM Programme	Incremental release of I-SEM Data Publication Guide Cross-Reference: Level 2 Milestone # 234b
3.0	05 October 2018	SEMOpx	Updated contents and branding for SEMOpx Minor edit to report descriptions for auction time horizons.
4.0	27 November 2019	SEMOpx	Added Auction & Continuous REMIT file specification ETS V.3.3.2 Release impacted Market Results & Bid File specification.
5.0	20 January 2020	SEMOpx	Added IDC Statistics file name change active since 28 <sup>th</sup> November 2019
6.0	05 February 2020	SEMOpx	Changes to EA-007 following M7 6.8 Release expected 11 <sup>th</sup> February 2020 Replacing the screenshot for report structure for EA-008 with tabular format – no change to report.

Formatted: Font: Italic

Formatted: Superscript

Formatted: Font: Not Italic

## Distribution List

Name
General Public

## 1 DISCLAIMER AND CONTENT INFORMATION

This document has been prepared to provide the general public with information about publicly available data from SEMO PX. The following disclaimers relate to the content of this document and any use by SEMOpx Members or the general public of the information provided therein.

1. SEMOpx accepts no responsibility for decisions made or actions taken by Participants as a result of the information presented in this document or associated documents. Furthermore, SEMOpx does not indemnify any commercial or organisational decisions made by Members in relation to the information herein.
2. The information provided in this document is based on documentation and information provided by the technology systems vendors and service providers whose systems and services are used in the operations of SEMOpx .
3. Further changes to the data or access mechanisms presented in this document may change as a result of ongoing work to update the public website and/or changes to the market design through the market modifications process. As such, SEMOpx may be issuing updated versions of this document and any associated documents to reflect those changes.

## 2 INTRODUCTION AND BACKGROUND

### 2.1 SCOPE OF THIS DOCUMENT

The SEMOpx Data Publication Guide provides details of the information published for and available to the general public by:

- SEMOpx, as a Nominated Electricity Market Operator (NEMO), as required to discharge its associated obligations in relation to Day Ahead Market and Intra-Day Market, as set out in the SEMOpx Rules.

### 2.2 STRUCTURE OF THE SEMOPX DATA PUBLICATION GUIDE

#### 2.2.1 DATA PUBLICATION GUIDE SECTIONS OVERVIEW

The following table describes the sections within this Data Publication guide. It details the availability of the information within this issue and what additional information is to be provided in future issues.

Section #	Section Name	Content included in this Issue
1	<b>Disclaimer and Content Information</b> <i>Important information in relation to interpretation of the content presented in the SEMOpx Data Publication Guide.</i>	<b>Issue 3</b> includes complete information on this topic.
2	<b>Introduction and Background</b> <i>Sets out the scope of the SEMOpx Data Publication Guide and describes the structure of the document.</i>	<b>Issue 3</b> includes complete information on this topic.
3	<b>Data Publication Types</b> <i>Provides a definition of the data publication report types and how they are organised on the SEMOpx website.</i>	<b>Issue 3</b> includes complete information on this topic.
4	<b>Data Publication Report Formats and Access Mechanisms</b> <i>Provides a definition of the data publication report types and the mechanisms by which information will be access via the SEMOpx website.</i>	<b>Issue 3</b> includes complete information on this topic.
5	<b>Ex-Ante Market Publications</b> <i>Provides a list of the data publications associated with 1) market development and 2) a list of data publications relating to market data (relating to trading in the Day Ahead Market and/or Intra-Day Market).</i>	<b>Issue 3</b> includes complete information on this topic.

Section #	Section Name	Content included in this Issue
App A	<b>Ex-Ante Market Publication Details</b> <i>Provides the details for each data publication associated with the Ex-Ante (SEMOpX) Market. This includes the report name, data types, report format, and the access mechanisms available for the report. Furthermore, where applicable, a sample report file or extract is provided.</i>	<b>Issue 3</b> includes complete information on this topic.

Table 1: Structure of the SEMOpX Data Publication Guide

## 2.2.2 AVAILABILITY OF INFORMATION IN THE DATA PUBLICATION GUIDE

This Data Publication Guide is a living document and is subject to change as SEMOpX evolves. If there is information not yet available for publication, but known to the SEMOpX, it will be highlighted in this document using the format shown below.

**Note:** *If information planned for inclusion in the Data Publication Guide is not yet available for a given issue, it will be noted throughout the document, highlighted by this colored frame.*

### 3 DATA PUBLICATION TYPES

This section describes the types of data publications available to the general public and how those data publication types are organised and classified within the SEMOpx website. Different data publications types will be available for SEMOpx.

#### 3.1.1 AN OVERVIEW OF DATA PUBLICATION TYPES

Data Publication Type	Definition
Market Data	Data publications related to the input data and parameters used by the various markets for operations and the data resulting from the markets' operations
Market Development	Data publications related to the process by which the market rules (and associated obligations) are agreed, modified and reported on via the Exchange Committee, along with the processes by which Disputes are handled and Regulatory Authority decisions published..
Market Methodologies and Processes	Data publications that specify methodologies used in the calculation or formation of market data, and operational processes used by the market operators.

Table 2: An Overview of Data Publication Types



## 4 DATA PUBLICATION REPORT FORMATS, DELIVERY TYPES, AND ACCESS MECHANISMS

This section describes the different formats in which the data publications will be delivered and how the general public may access the data publications on the SEMOpx website.

### 4.1 DATA PUBLICATION FORMATS

A variety of formats will be used to deliver data to the general public. The table below offers the list of applicable data publication types.

Format Code	Name	Description
CSV	Comma Separated Values	A CSV file stores tabular data (numbers and text) in plain text. Each line of the file is a data record. Each record consists of one or more fields, separated by commas. Some files may use semi-colon characters to separate values and commas to represent a decimal. When applicable, this will be noted.
XML	Extensible Markup Language	Extensible Markup Language (XML) is a markup language that defines a set of rules for encoding documents in a format that is both human-readable and machine-readable. <sup>1</sup> An XML file stores related data within a given hierarchy, described (marked up) by elements. The structure of the XML file is defined and validated by an XML schema (*.xsd).
PDF	Portable Document Format	The Portable Document Format (commonly referred to as PDF) is a file format used to present documents in a manner independent of application software, hardware, and operating systems. <sup>2</sup>
DOC	Microsoft Word Document	A document formatted for viewing in Microsoft Word. If the file extension is *.docx, this notates the file is compatible with the Office Open XML international standard for Office documents.
XLS	Microsoft Excel Document	A document formatted for viewing in Microsoft Excel.

Table 3: Data Publication Formats

### 4.2 DATA PUBLICATION DELIVERY TYPES

<sup>1</sup> XML 1.0 Specification. World Wide Web Consortium. Retrieved 22 August 2010.

<sup>2</sup> Adobe Systems Incorporated, PDF Reference, 6<sup>th</sup> Editions, version 1.23, Nov 2006, p33

The delivery type for a data publication characterizes the nature of how the data are stored and presented by the SEMOpx website and how the general public may retrieve them. There are two delivery types: static and dynamic.

1. **Static data publication delivery** type is for those publications that are created by the particular market system or market process and uploaded to the SEMOpx website for retrieval individually by the general public. These publications can be delivered in a variety of formats.
2. **Dynamic data publications** are those publications that are created by the particular market system or market process and whose data are uploaded to the SEMOpx website for retrieval by the general public using a search/filter function. These publications can be delivered in a variety of formats.

#### 4.3 DATA PUBLICATION ACCESS MECHANISMS

A variety of access mechanisms will be provided to the general public for acquiring the various data publications via the SEMOpx website. Currently, the following methods are planned.

Method	Details
Type 2 (browser-based) retrieval	<p>For <b>static data publication delivery</b>, this mechanism provides the general public with a webpage, or series of web pages, that list the available data publication for download, with a hyperlink for downloading the given report.</p> <p>For <b>dynamic data publication delivery</b>, this mechanism provides the general public with a webpage, or series of web pages, that allow the user to query specific data publications with a given set of filter criteria. This webpage then lists the available data publication/s for download, with a hyperlink for downloading the given report/s.</p>
Type 3 (API-based) retrieval	<p>For <b>static data publication delivery</b>, this mechanism provides the general public with an API (application programmatic interface) for retrieving a list of data publications, and the data publications themselves.</p> <p>For <b>dynamic data publication delivery</b>, this mechanism provides the general public with an API (application programmatic interface) that allow the user to query specific data publications with a given set of filter criteria. This API then returns the data publication via an XML message.</p>

Table 4: Data Publication Access Mechanisms

##### 4.3.1 TYPE 2 ACCESS MECHANISM

A description of Type 2 access for market publications and data on the SEMOpx website is shown below.

#### Conventions Used in this Section

Convention	Description
"SEMOpx Home Page"	The starting location/page when navigating to <a href="http://semopx.com">http://semopx.com</a>
The ">" separator	Indicates a progression from one page to another via a hyperlink. E.g. SEMOpx Home Page > Market Data > Static Reports describes the linking from the SEMOpx Home Page to the SEMOpx Static Reports page.
Any reference made in "quotes"	Refers to a specific section of a webpage. E.g. "Market Messages" is a section of the SEMOpx Home Page.

Table 5: Conventions

#### For the SEMOpx Website:

Publication Type	Location
Market Date: Static Reports	SEMOpx Home Page > Market Data > Static Reports
Market Development - Rules - Modifications	SEMOpx Home Page > Rules & Monitoring > Market Rules > Modifications
Market Monitoring	SEMOpx Home Page > Rules & Monitoring > Market Monitoring
Market Messages	SEMOpx Homepage > Market Messages (footer)

Table 6: Navigation to SEMOpx Sections

An example of SEMOpx > Market Data > Static Reports is shown below.

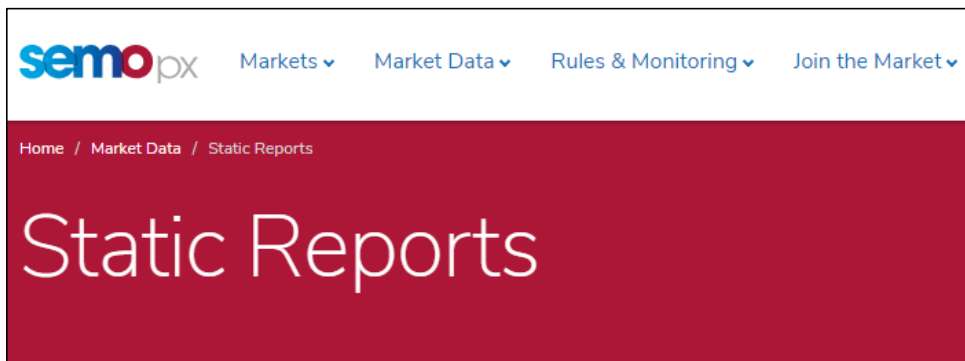


Figure 1: Example of Website Navigation for SEMOpx > Market Data > Static Reports

#### 4.3.2 TYPE 3 ACCESS MECHANISM

Type 3 access for static reports from the SEMO and SEMOpx websites is via a public API. Details of this API are found in Appendix B: SEMOpx Public Website API Specification.

## 5 EX-ANTE MARKET (SEMOPX) PUBLICATIONS

The data publications that will be available via the SEMOpX website can be organised into two groupings: market development and market data. The definition for those groupings, and a list of the known data publications for the Ex Ante Market (SEMOpX), are shown below.

- **Market Development** – the process by which the SEMOpX rules (and associated obligations) are agreed, modified and reported, along with the processes by which Disputes are handled and Regulatory Authority decisions published.
- **Market Data** – data and information published in relation to Ex-Ante market registration, auction conduct and results, continuous intra-day trading results, and DAM/IDM settlement.

### 5.1 EX-ANTE MARKET DEVELOPMENT

ID	Document	Category	Format
EA-010	SEMOpX Rules (including SEMOpX Operating Procedures)	<i>Market Development</i>	Doc / PDF
EA-011	Schedule and dates of Modification Panel meetings	<i>Market Development</i>	Doc / PDF
EA-012	Modification Proposal	<i>Market Development</i>	Doc / PDF
EA-013	Public consultation on Modification Proposal	<i>Market Development</i>	Doc / PDF
EA-014	Responses to Public Consultation on Modification Proposal	<i>Market Development</i>	Doc / PDF
EA-015	Further information on Modification Proposal	<i>Market Development</i>	Doc / PDF
EA-016	Final Recommendation Report	<i>Market Development</i>	Doc / PDF
EA-017	Regulatory Authority decision on Final Modification Recommendation	<i>Market Development</i>	Doc / PDF
EA-018	Members and Chairperson of the Modification Committee	<i>Market Development</i>	Doc / PDF
EA-019	Terms of Reference for Market Operator Audit	<i>Market Development</i>	Doc / PDF
EA-020	Audit Report	<i>Market Development</i>	Doc / PDF

Table 7: Ex-Ante Market Development

### 5.2 MARKET DATA

#### 5.2.1 AUCTION RESULTS

ID	Document	Category	Format
EA-001	ETS Market Results	<i>Market Data</i>	CSV
EA-002	ETS Bid File	<i>Market Data</i>	CSV
EA-003	Report will not be available for the initial I-SEM Go Live, as Block Orders are not an available product type for SEMOpX.	<i>Market Data</i>	XML
EA-004	Bid/Ask Curves	<i>Market Data</i>	XML

ID	Document	Category	Format
EA-006	Exchange Transparency	<i>Market Data</i>	XML

Table 8: Auction Results

## 5.2.2 CONTINUOUS TRADING RESULTS

ID	Document	Category	Format
EA-007	Intraday Market Results Trade	<i>Market Data</i>	XML
EA-008	Intraday Market Results Order	<i>Market Data</i>	XML
EA-009	Intraday Market Results Statistics	<i>Market Data</i>	CSV

Table 9: Continuous Trading Results

## 6 APPENDIX A: EX-ANTE (SEMOPX) MARKET PUBLICATION DETAILS

### 6.1 (SEMOPX) MARKET DEVELOPMENT

#### 6.1.1 EA-010: SEMOPX RULES (INCLUDING OPERATING PROCEDURES)

This report contains the SEMOpX Rules, including Operating Procedures.

<i>I-SEM Report Reference:</i>	<i>EA-010</i>
<i>Audience:</i>	<i>General Public</i>
<i>Frequency:</i>	<i>Periodically as required</i>
<i>Report Format:</i>	<i>Word/PDF</i>

#### 6.1.2 EA-011: SCHEDULE AND DATES OF MODIFICATION PANEL MEETINGS

This report contains the planned schedule and dates of the Modification Panel meetings.

<i>I-SEM Report Reference:</i>	<i>EA-011</i>
<i>Audience:</i>	<i>General Public</i>
<i>Frequency:</i>	<i>Periodically as required</i>
<i>Report Format:</i>	<i>Word/PDF</i>

#### 6.1.3 EA-012: MODIFICATION PROPOSAL

This report contains the details of a submitted Modification Proposal which has been accepted for consideration by the Modification Panel Committee.

<i>I-SEM Report Reference:</i>	<i>EA-012</i>
<i>Audience:</i>	<i>General Public</i>
<i>Frequency:</i>	<i>Periodically as required</i>
<i>Report Format:</i>	<i>Word/PDF</i>

#### 6.1.4 EA-013: PUBLIC CONSULTATION ON MODIFICATION PROPOSAL

This report contains the request from the Modification Committee Secretariat for the public's views on a particular Modification Proposal.

<i>I-SEM Report Reference:</i>	<i>EA-013</i>
<i>Audience:</i>	<i>General Public</i>
<i>Frequency:</i>	<i>Periodically as required</i>
<i>Report Format:</i>	<i>Word/PDF</i>

#### 6.1.5 EA-014: RESPONSES TO PUBLIC CONSULTATION ON MODIFICATION PROPOSAL

This report contains the collated responses to the Consultation paper issued by the Modification Committee Secretariat for the public's views on a particular Modification Proposal.

*I-SEM Report Reference:* EA-014  
*Audience:* General Public  
*Frequency:* Periodically as required  
*Report Format:* Word/PDF

#### 6.1.6 EA-015: FURTHER INFORMATION ON MODIFICATION PROPOSAL

This report contains any further relevant information received by the Modifications Committee in relation to a particular Modification Proposal.

*I-SEM Report Reference:* EA-123  
*Audience:* General Public  
*Frequency:* Periodically as required  
*Report Format:* Word/PDF

#### 6.1.7 EA-016: FINAL RECOMMENDATION REPORT

This report contains the Final Recommendation Report of the Modifications Committee on a particular Modification Proposal.

*I-SEM Report Reference:* EA-016  
*Audience:* General Public  
*Frequency:* Periodically as required  
*Report Format:* Word/PDF

#### 6.1.8 EA-017: REGULATORY AUTHORITY DECISION ON FINAL MODIFICATION RECOMMENDATION

This report contains the Regulatory Authority decision on the Final Modification Recommendation of a Particular Modification Proposal.

*I-SEM Report Reference:* EA-017  
*Audience:* General Public  
*Frequency:* Periodically as required  
*Report Format:* Word/PDF

#### 6.1.9 EA-018: MEMBERS AND CHAIRPERSON OF THE MODIFICATION COMMITTEE

This report contains the names of the members and chairperson of the Modification Committee.

*I-SEM Report Reference:* EA-018  
*Audience:* General Public  
*Frequency:* Periodically as required

Report Format: Word/PDF

## 6.1.10 EA-019: TERMS OF REFERENCE FOR MARKET OPERATOR AUDIT

This report contains the terms of reference by which the nominated Market Operator Auditor conducts an audit of the Rules, its operation and implementation and the operations, trading arrangements, procedures and processes under the Rules.

*I-SEM Report Reference:* EA-019  
*Audience:* General Public  
*Frequency:* Periodically as required  
*Report Format:* Word/PDF

## 6.1.11 EA-020: AUDIT REPORT

This report contains the Market Operator Auditor's findings in the audit of the Rules, its operation and implementation and the operations, trading arrangements, procedures and processes under the Rules.

*I-SEM Report Reference:* EA-020  
*Audience:* General Public  
*Frequency:* Periodically as required  
*Report Format:* Word/PDF

## 6.2 (SEMOpx) MARKET DATA

### 6.2.1 EA-001: ETS MARKET RESULTS

These reports contain the results from the Day-Ahead and Intraday Auction run by SEMOpx. These reports include all market-wide and SEMOpx Member specific results.

#### 6.2.1.1 ETS MARKET RESULTS FILES

The ETS Market Results are delivered in four files, one for each of the auctions. They are:

Auction	Filemask
Day-Ahead Auction Results	MarketResult_SEM-DA_PWR-MRC-D+1_<AUCTION DATE as YYYYMMDDHHMMSS>_<REPORT_PULICATION_DATE as YYYYMMDDHHMMSS>.csv
Intraday 1 Auction Results	MarketResult_SEM-IDA1_PWR-SEM-GB-D+1_<AUCTION DATE as YYYYMMDDHHMMSS>_<REPORT_PULICATION_DATE as YYYYMMDDHHMMSS>.csv
Intraday 2 Auction Results	MarketResult_SEM-IDA2_PWR-SEM-GB-D_<AUCTION DATE as YYYYMMDDHHMMSS>_<REPORT_PULICATION_DATE as YYYYMMDDHHMMSS>.csv
Intraday 3 Auction Results	MarketResult_SEM-IDA3_PWR-SEM-D_<AUCTION DATE as YYYYMMDDHHMMSS>_<REPORT_PULICATION_DATE as YYYYMMDDHHMMSS>.csv

*I-SEM Report Reference:* EA-001  
*Data Source:* SEMOpx (ETS)  
*Periodicity:* Daily  
*Audience:* General Public  
*Resolution:* Day-Ahead: Hourly



Intraday: Half-hourly

Time Span: Per each auction specification

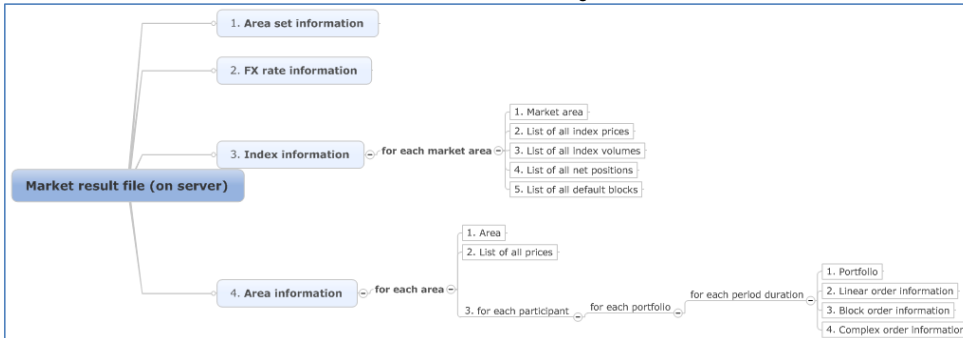
Frequency: Daily, at D+1 relative to the trading day.

Report Format: CSV

**Note:** the data in this report are semi-colon (;) separated, with commas (,) used as decimals.

#### 6.2.1.1.1 ETS MARKET RESULTS FILE STRUCTURE

The structure of the ETA Market Results files is described in the diagram below.



#### 6.2.1.2 ETS MARKET RESULTS FILE: AREA SET SECTION

##### Area Set Information: Line 1 (Area set name)

Col. #	Type	Description
1	Char(8)	"Area set"
2	Char(50)	Area set name.

##### Area Set Information: Line 2 (Auction name)

Col. #	Type	Description
1	Char(12)	"Auction name"
2	Char(40)	Name of the auction (e.g. SEMO DAM Auction, SEMO IDA 1 Auction...).

##### Area Set Information: Line 3 (Auction date/time)

Col. #	Type	Description
1	Char(17)	"Auction Date Time"
2	DateTime	Auction date time in UTC: YYYY-MM-DDThh:mm:ssZ

#### 6.2.1.3 ETS MARKET RESULTS FILE: FX RATE SECTION

##### FX Rate Information: Line 1 (FX Rate Header)

Col. #	Type	Description
1	Char(8)	"FX Rates"

##### FX Rate Information: Line 2 (FX Rate Details - only received FX Rates are reported)

Col. #	Type	Description
1	Char(3)	Value of Currency From: "EUR"
2	Char(3)	Value of Currency To: "GBP"
3	Number(16,8)	Value of currency rate. For EirGrid, the supplied FX rate will have a maximum of 4dp

#### 6.2.1.4 ETS MARKET RESULTS FILE: INDEX SECTION

The following section (Index Information) is repeated for NI and ROI

##### Index Information: Line 1 (Market Area Name)

Col. #	Type	Description
--------	------	-------------

Col. #	Type	Description
1	String	"Market Area"
2	String	"NI-DA", "NI-IDA1", "NI-IDA2", "NI-IDA3", "ROI-DA", "ROI-IDA1", "ROI-IDA2", "ROI-IDA3"

**Index Information: Line 2 (Index Prices)**

Col. #	Type	Description
1	Char(12)	"Index prices"
2	Number(3)	Period duration in minute: "30", "60"
3	Char(3)	Currency: "EUR", "GBP"

**Index Information: Line 3 (Delivery Dates/Times for Auction Time Horizon)**

Col. #	Type	Description
1 -> n	Date Time	<p>Period date time delivery start in UTC: YYYY-MM-DDThh:mm:ssZ</p> <p>The day-ahead auction has 24 columns. In the case of a short-day or long-day with seasonal time changes, the number of columns is 23 and 25, respectively.</p> <p>The intraday 1 auction has 48 columns. In the case of a short-day or long-day with seasonal time changes, the number of columns is 46 and 50, respectively.</p> <p>The intraday 2 auction has 24 columns. The time horizon of the auction is unaffected by the seasonal time change.</p> <p>The intraday 3 auction has 12 columns. The time horizon of the auction is unaffected by the seasonal time change.</p>

**Index Information: Line 4 (Index Price)**

Col. #	Type	Description
1 -> n	Date Time	<p>Value of Index Price in defined currency</p> <p>The day-ahead auction has 24 columns. In the case of a short-day or long-day with seasonal time changes, the number of columns is 23 and 25, respectively.</p> <p>The intraday 1 auction has 48 columns. In the case of a short-day or long-day with seasonal time changes, the number of columns is 46 and 50, respectively.</p> <p>The intraday 2 auction has 24 columns. The time horizon of the auction is unaffected by the seasonal time change.</p> <p>The intraday 3 auction has 12 columns. The time horizon of the auction is unaffected by the seasonal time change.</p>

**Index Information: Line 5 (Index Volume Definition)**

Col. #	Type	Description
1	Char(13)	"Index volumes"
2	Number(3)	Period duration in minutes: "30", "60"

**Index Information: Line 6 (Delivery Dates/Times for Auction Time Horizon)**

Col. #	Type	Description
1 -> n	Date Time	<p>Period date time delivery start in UTC: YYYY-MM-DDThh:mm:ssZ</p> <p>The day-ahead auction has 24 columns. In the case of a short-day or long-day with seasonal time changes, the number of columns is 23 and 25, respectively.</p> <p>The intraday 1 auction has 48 columns. In the case of a short-day or long-day with seasonal time changes, the number of columns is 46 and 50, respectively.</p> <p>The intraday 2 auction has 24 columns. The time horizon of the auction is unaffected by the seasonal time change.</p> <p>The intraday 3 auction has 12 columns. The time horizon of the auction is unaffected by the seasonal time change.</p>

**Index Information: Line 7 (Index Volume)**

Col. #	Type	Description
1 -> n	Date Time	<p>Value of Index volume</p> <p>The day-ahead auction has 24 columns. In the case of a short-day or long-day with seasonal time changes, the number of columns is 23 and 25, respectively.</p>

## SEMOpx Data Publication Guide

Issue 56.0

Col. #	Type	Description
		The intraday 1 auction has 48 columns. In the case of a short-day or long-day with seasonal time changes, the number of columns is 46 and 50, respectively.
		The intraday 2 auction has 24 columns. The time horizon of the auction is unaffected by the seasonal time change.
		The intraday 3 auction has 12 columns. The time horizon of the auction is unaffected by the seasonal time change.

### Index Information: Line 8 (Net Position Definition)

Col. #	Type	Description
1	Char(12)	"Net position"
2	Number(3)	Period duration in minutes: "30", "60"

### Index Information: Line 9 (Delivery Dates/Times for Auction Time Horizon)

Col. #	Type	Description
1 -> n	Date Time	Period date time delivery start in UTC: YYYY-MM-DDThh:mm:ssZ The day-ahead auction has 24 columns. In the case of a short-day or long-day with seasonal time changes, the number of columns is 23 and 25, respectively.  The intraday 1 auction has 48 columns. In the case of a short-day or long-day with seasonal time changes, the number of columns is 46 and 50, respectively.  The intraday 2 auction has 24 columns. The time horizon of the auction is unaffected by the seasonal time change.  The intraday 3 auction has 12 columns. The time horizon of the auction is unaffected by the seasonal time change.

### Index Information: Line 10 (Net Position Volume)

Col. #	Type	Description
1 -> n	Date Time	Value of net position volume  The day-ahead auction has 24 columns. In the case of a short-day or long-day with seasonal time changes, the number of columns is 23 and 25, respectively.  The intraday 1 auction has 48 columns. In the case of a short-day or long-day with seasonal time changes, the number of columns is 46 and 50, respectively.  The intraday 2 auction has 24 columns. The time horizon of the auction is unaffected by the seasonal time change.  The intraday 3 auction has 12 columns. The time horizon of the auction is unaffected by the seasonal time change.

### Index Information: Line 11 (Block Header - EUR)

Col. #	Type	Description
1	String	"Default blocks"
2	Number(3)	Period duration in minutes: "30", "60"
3	String	Currency: "EUR", "GBP"

### Block Information: Line 12 (Block Names - EUR)

Col. #	Type	Description
1	String	"Default name"
2	String	List of block names

The table below lists the pre-defined blocks.

Periods	Product name	Contract Name	Contract Name Day+1
1-48	SEMOpx_Baseload	SEMOpx_Baseload	SEMOpx_TBaseload
1-16	SEMOpx_4_Hour_Power	SEMOpx_23-07	SEMOpx_T23-07
17-32	SEMOpx_4_Hour_Power	SEMOpx_07-15	SEMOpx_T07-15
33-48	SEMOpx_4_Hour_Power	SEMOpx_15-23	SEMOpx_T15-23
1-8	SEMOpx_4_Hour_Power	SEMOpx_23-03	SEMOpx_T23-03
9-16	SEMOpx_4_Hour_Power	SEMOpx_03-07	SEMOpx_T03-07
17-24	SEMOpx_4_Hour_Power	SEMOpx_07-11	SEMOpx_T07-11
25-32	SEMOpx_4_Hour_Power	SEMOpx_11-15	SEMOpx_T11-15

Periods	Product name	Contract Name	Contract Name Day+1
33-40	SEMOpx_4_Hour_Power	SEMOpx_15-19	SEMOpx_T15-19
41-48	SEMOpx_4_Hour_Power	SEMOpx_19-23	SEMOpx_T19-23
1-4	SEMOpx_2_Hour_Power	SEMOpx_23-01	SEMOpx_T23-01
5-8	SEMOpx_2_Hour_Power	SEMOpx_01-03	SEMOpx_T01-03
9-12	SEMOpx_2_Hour_Power	SEMOpx_03-05	SEMOpx_T03-05
13-16	SEMOpx_2_Hour_Power	SEMOpx_05-07	SEMOpx_T05-07
17-20	SEMOpx_2_Hour_Power	SEMOpx_07-09	SEMOpx_T07-09
21-4	SEMOpx_2_Hour_Power	SEMOpx_09-11	SEMOpx_T09-11
25-28	SEMOpx_2_Hour_Power	SEMOpx_11-13	SEMOpx_T11-13
29-32	SEMOpx_2_Hour_Power	SEMOpx_13-15	SEMOpx_T13-15
33-36	SEMOpx_2_Hour_Power	SEMOpx_15-17	SEMOpx_T15-17
37-40	SEMOpx_2_Hour_Power	SEMOpx_17-19	SEMOpx_T17-19
41-44	SEMOpx_2_Hour_Power	SEMOpx_19-21	SEMOpx_T19-21
45-48	SEMOpx_2_Hour_Power	SEMOpx_21-23	SEMOpx_T21-23

Figure 2: Pre-Defined Blocks in the ETS Market Results File

## Index Information: Line 13 (Block Prices)

Col. #	Type	Description
1	String	"Block price"
2 -> n	Date Time	Average price for all <i>n</i> blocks in the period, in designated currency Where <i>n</i> is the number of pre-defined blocks

## Index Information: Line 14 (Block Volume)

Col. #	Type	Description
1	String	"Block volume"
2 -> n	Date Time	Sum of the volumes for all <i>n</i> blocks in the period Where <i>n</i> is the number of pre-defined blocks

## 6.2.1.5 AREA INFORMATION

## Area Information: Line 1 (Area Identifier)

Col. #	Type	Description
1	String	"Area"
2	String	Area name

## Area Information: Line 2 (Area Price Header)

Col. #	Type	Description
1	String	"Prices"
2	Number(3)	Period duration in minutes: "30", "60"
3	String	Currency: "EUR", "GBP"

## Area Information: Line 3 (Area Time Horizon)

Col. #	Type	Description
1 -> n	Date Time	Period date time delivery start in UTC: YYYY-MM-DDThh:mm:ssZ  The day-ahead auction has 24 columns. In the case of a short-day or long-day with seasonal time changes, the number of columns is 23 and 25, respectively.  The intraday 1 auction has 48 columns. In the case of a short-day or long-day with seasonal time changes, the number of columns is 46 and 50, respectively.  The intraday 2 auction has 24 columns. The time horizon of the auction is unaffected by the seasonal time change.  The intraday 3 auction has 12 columns. The time horizon of the auction is unaffected by the seasonal time change.

## Area Information: Line 4 (Area Prices)

Col. #	Type	Description
1 -> n	Number(9,3)	Value of price in defined currency  The day-ahead auction has 24 columns. In the case of a short-day or long-day with seasonal time changes, the number of columns is 23 and 25, respectively.

## SEMOpx Data Publication Guide

Issue 56.0

Col. #	Type	Description
		The intraday 1 auction has 48 columns. In the case of a short-day or long-day with seasonal time changes, the number of columns is 46 and 50, respectively.
		The intraday 2 auction has 24 columns. The time horizon of the auction is unaffected by the seasonal time change.
		The intraday 3 auction has 12 columns. The time horizon of the auction is unaffected by the seasonal time change.

### Index Information: Line 5 (Area Net Position Definition)

Col. #	Type	Description
1	Char(12)	"Net position"
2	Number(3)	Period duration in minutes: "30", "60"

### Index Information: Line 6 (Delivery Dates/Times for Auction Time Horizon)

Col. #	Type	Description
1 -> n	Date Time	Period date time delivery start in UTC: YYYY-MM-DDThh:mm:ssZ The day-ahead auction has 24 columns. In the case of a short-day or long-day with seasonal time changes, the number of columns is 23 and 25, respectively.  The intraday 1 auction has 48 columns. In the case of a short-day or long-day with seasonal time changes, the number of columns is 46 and 50, respectively.  The intraday 2 auction has 24 columns. The time horizon of the auction is unaffected by the seasonal time change.  The intraday 3 auction has 12 columns. The time horizon of the auction is unaffected by the seasonal time change.

### Area Information: Line 7 (Area Net Position Volume)

Col. #	Type	Description
1 -> n	Number (10,4)	Value of Net position at area level (NEMO trading level)  The day-ahead auction has 24 columns. In the case of a short-day or long-day with seasonal time changes, the number of columns is 23 and 25, respectively.  The intraday 1 auction has 48 columns. In the case of a short-day or long-day with seasonal time changes, the number of columns is 46 and 50, respectively.  The intraday 2 auction has 24 columns. The time horizon of the auction is unaffected by the seasonal time change.  The intraday 3 auction has 12 columns. The time horizon of the auction is unaffected by the seasonal time change.

The following sections (Linear Order, Complex Order) will be repeated for every SEMOpx Member portfolio that has cleared data in the respective auction. Complex Orders are only applicable to the SEMOpx Day-Ahead auction results.

### Area Information, Member-Level Detail: Line 1 (Member-Specific Header)

Col. #	Type	Description
1	String	"Portfolio"
2	String	Member short name
3	String	Portfolio name
4	Number(3)	Period duration in minute: "30", "60"
5	String	Settlement currency of the (portfolio, area) combination: "EUR" or "GBP"

### Area Information, Member-Level Detail, Linear Order Results: Line 1 (Linear Order Results Header)

Col. #	Type	Description
1	String	"Linear order"
2	String	Trader Name

### Area Information, Member-Level Detail, Linear Order Results: Line 2 (Linear Order Results Time Horizon)

Col. #	Type	Description
1 -> n	Date Time	Period date time delivery start in UTC: YYYY-MM-DDThh:mm:ssZ The day-ahead auction has 24 columns. In the case of a short-day or long-day with

Col. #	Type	Description
		seasonal time changes, the number of columns is 23 and 25, respectively.
		The intraday 1 auction has 48 columns. In the case of a short-day or long-day with seasonal time changes, the number of columns is 46 and 50, respectively.
		The intraday 2 auction has 24 columns. The time horizon of the auction is unaffected by the seasonal time change.
		The intraday 3 auction has 12 columns. The time horizon of the auction is unaffected by the seasonal time change.

**Area Information, Member-Level Detail, Linear Order Results: Line 3 (Linear Order Results Detail)**

Col. #	Type	Description
1 -> n	Number(8,2)	Value of executed quantity for the linear order
		The day-ahead auction has 24 columns. In the case of a short-day or long-day with seasonal time changes, the number of columns is 23 and 25, respectively.
		The intraday 1 auction has 48 columns. In the case of a short-day or long-day with seasonal time changes, the number of columns is 46 and 50, respectively.
		The intraday 2 auction has 24 columns. The time horizon of the auction is unaffected by the seasonal time change.
		The intraday 3 auction has 12 columns. The time horizon of the auction is unaffected by the seasonal time change.

**Area Information, Member-Level Detail, Linear Order Results: Line 4 (Linear Order OrderPeriodIDs)**

Col. #	Type	Description
1 -> n	Number(15,0)	Value of orderPeriodIDs for the linear order
		The day-ahead auction has 24 columns. In the case of a short-day or long-day with seasonal time changes, the number of columns is 23 and 25, respectively.
		The intraday 1 auction has 48 columns. In the case of a short-day or long-day with seasonal time changes, the number of columns is 46 and 50, respectively.
		The intraday 2 auction has 24 columns. The time horizon of the auction is unaffected by the seasonal time change.
		The intraday 3 auction has 12 columns. The time horizon of the auction is unaffected by the seasonal time change.

**Area Information, Member-Level Detail, Complex Order Results: Line 1 (Complex Order Results Header)**

Col. #	Type	Description
1	String	"Complex order"
2	String	Trader Name

**Area Information, Member-Level Detail, Complex Order Results: Line 2 (Complex Order Results Time Horizon)**

Col. #	Type	Description
1 -> n	Date Time	Period date time delivery start in UTC: YYYY-MM-DDThh:mm:ssZ
		The day-ahead auction has 24 columns. In the case of a short-day or long-day with seasonal time changes, the number of columns is 23 and 25, respectively.
		The intraday 1 auction has 48 columns. In the case of a short-day or long-day with seasonal time changes, the number of columns is 46 and 50, respectively.
		The intraday 2 auction has 24 columns. The time horizon of the auction is unaffected by the seasonal time change.
		The intraday 3 auction has 12 columns. The time horizon of the auction is unaffected by the seasonal time change.

**Area Information, Member-Level Detail, Complex Order Results: Line 3 (Complex Order Results Detail)**

Col. #	Type	Description
1 -> n	Number(8,2)	Value of executed quantity for the linear order
		The day-ahead auction has 24 columns. In the case of a short-day or long-day with seasonal time changes, the number of columns is 23 and 25, respectively.

Col. #	Type	Description
		The intraday 1 auction has 48 columns. In the case of a short-day or long-day with seasonal time changes, the number of columns is 46 and 50, respectively.
		The intraday 2 auction has 24 columns. The time horizon of the auction is unaffected by the seasonal time change.
		The intraday 3 auction has 12 columns. The time horizon of the auction is unaffected by the seasonal time change.

**Area Information, Member-Level Detail, Complex Order Results: Line 4 (Complex Order OrderPeriodIDs)**

Col. #	Type	Description
1 -> n	Number(15,0)	Value of the orderPeriodIDs for the complex order
		The day-ahead auction has 24 columns. In the case of a short-day or long-day with seasonal time changes, the number of columns is 23 and 25, respectively.
		The intraday 1 auction has 48 columns. In the case of a short-day or long-day with seasonal time changes, the number of columns is 46 and 50, respectively.
		The intraday 2 auction has 24 columns. The time horizon of the auction is unaffected by the seasonal time change.
		The intraday 3 auction has 12 columns. The time horizon of the auction is unaffected by the seasonal time change.

**6.2.2 EA-002: ETS BID FILE**

This file contains all the orders submitted during the auction (whether they were executed or not – this is indicated) for a given Area Set and Auction Day. (Deactivated orders are also included in the file).

**6.2.2.1 ETS BID FILES**

The ETS Bid data are delivered in four files, one for each of the auctions. They are:

Auction	Filemask
Day-Ahead Auction Results	BidFile_SEM-DA_PWR-MRC-D+1_<AUCTION DATE as YYYYMMDDHHMMSS>_<REPORT_PULICATION_DATE as YYYYMMDDHHMMSS>.csv
Intraday 1 Auction Results	BidFile_SEM-IDA1_PWR-SEM-GB-D+1_<AUCTION DATE as YYYYMMDDHHMMSS>_<REPORT_PULICATION_DATE as YYYYMMDDHHMMSS>.csv
Intraday 2 Auction Results	BidFile_SEM-IDA2_PWR-SEM-GB-D_<AUCTION DATE as YYYYMMDDHHMMSS>_<REPORT_PULICATION_DATE as YYYYMMDDHHMMSS>.csv
Intraday 3 Auction Results	BidFile_SEM-IDA3_PWR-SEM-D_<AUCTION DATE as YYYYMMDDHHMMSS>_<REPORT_PULICATION_DATE as YYYYMMDDHHMMSS>.csv

*I-SEM Report Reference:*

EA-002

*Data Source:*

SEMOpx (ETS)

*Periodicity:*

Daily

*Audience:*

General Public

*Resolution:*

Day-Ahead: Hourly

Intraday: Half-hourly

*Time Span:*

Per each auction specification

*Frequency:*

Daily, at D+1 relative to the trading day.

CSV

*Report Format:*

**Note:** the data in this report are semi-colon (;) separated, with commas (,) used as decimals.

**6.2.2.1.1 ETS BID FILE STRUCTURE**

The structure of the ETA Bid files is described in the diagram below.



### 6.2.2.2 ETS BID FILE: AREA SET SECTION

#### Area Set Information: Line 1 (Area set name)

Col. #	Type	Description
1	String	"Area set"
2	String	Area set name.

#### Area Set Information: Line 2 (Auction name)

Col. #	Type	Description
1	Char(12)	"Auction name"
2	Char(50)	Name of the auction (e.g. SEMO DAM Auction, SEMO IDA 1 Auction...).

#### Area Set Information: Line 3 (Auction date/time)

Col. #	Type	Description
1	Char(17)	"Auction Date Time"
2	DateTime	Auction date time in UTC: YYYY-MM-DDThh:mm:ssZ

### 6.2.2.3 ETS BID FILE: PORTFOLIO-AREA SECTION

#### Portfolio Information: Line 1 (Portfolio – Area – Resolution - Currency Identification)

Col. #	Type	Description
1	String	"PO"
2	String	Member identifier
3	String	Portfolio name
4	String	Area name
5	Number(3)	Period duration in minutes: "30", "60"
6	String	Settlement currency of the portfolio, area combination ("EUR", "GBP")
7	String	Portfolio type: normal (N), physical month (PM) or physical week (PW)

The following lines are repeated for each Portfolio-Area combination that submitted bids or offers to the relevant auction.

#### Portfolio Information: Line 2 (Linear Order Header)

Col. #	Type	Description
1	String	"SL"
2	Number(15,0)	Order ID
3	String	User ID
4	String	Member ID of the User (Can be different from the Member ID of the Portfolio, if another participant is submitting on behalf of)
5	Date Time	Submission date time in UTC: YYYY-MM-DDThh:mm:ssZ

#### Portfolio Information: Line 3 (Linear Order - Price)

Col. #	Type	Description
1	String	"PR" for price
2	String	"Period"
3	String	"OrderPeriodID"
4	String	"Active"
5	Number(8,2)	"Execution"
6	Date Time	First price of the linear order
*** This column is repeated until the Last Price of the linear order is reached		

#### Portfolio Information: Line 4 -> n (Linear Order - Volume) \*n is the number of hours in the linear order

Col. #	Type	Description
--------	------	-------------



Col. #	Type	Description
1	String	"VL" for price
2	Date Time	Period date time in UTC: YYYY-MM-DDThh:mm:ssZ
3	Number(15,0)	Order Period ID
4	String	"Y" if the order is active "N" if the order is inactive
5	Number(8,2)	Value of the executed quantity. If the order is inactive, the volume will always be zero.
6	Number(8,2)	Quantity for the first price of the interpolated order, as submitted by the Member, in the settlement currency
*** This column is repeated until the final quantity of the linear order is reached		

**Portfolio Information: Line 5 (Complex Order - Header)**

Col. #	Type	Description
1	Char	"SC" (for submission complex order)
2	Number(15,0)	Value of Order ID
3	Char	Value of User ID
4	String	Member ID of the user
5	Date Time	Submission date time in UTC: YYYY-MM-DDThh:mm:ssZ
6	Char	"Fixed Term"
7	Number(18,11)	Value of Fixed Term
8	Char	"Variable Term"
9	Number(18,11)	Value of Variable Term
10	Char	"Increase Gradient"
11	Number(11,5)	Value of Increase Gradient
12	Char	"Decrease Gradient"
13	Number(11,5)	Value of Decrease Gradient
14	Char	"Scheduled Stop periods"
15	Number(2)	Value of Scheduled Stop Periods
16	Char	"Paradoxically Rejected"
17	Number(1)	Value of Paradoxically Rejected (1 – paradoxically rejected, 0 – not paradoxically rejected)
18	Char	"Activation"
19	Number(1)	Value of activation (0 - Rejected, 1 - Accepted)

**Portfolio Information: Line 6 (Complex Order - Price)**

Col. #	Type	Description
1	String	"PR" for price
2	String	"PERIOD"
3	String	"OrderPeriodID"
4	String	"Active"
5	String	"Execution"
6	Number(8,2)	First Price of the complex order
*** This column is repeated until the final price of the complex order is reached		

**Portfolio Information: Line 7 -> n (Complex Order - Volume) \*n is the number of hours in the complex order)**

Col. #	Type	Description
1	String	"VL" for price
2	Date Time	Period date time in UTC: YYYY-MM-DDThh:mm:ssZ
3	Number(15,0)	Order Period ID
4	String	"Y" if the order is active "N" if the order is inactive
5	Number(8,2)	Value of the executed quantity. If the order is inactive, the volume will always be zero.
6	Number(8,2)	Quantity for the first price of the interpolated order, as submitted by the Member, in the settlement currency
*** This column is repeated until the final quantity of the complex order is reached		

**6.2.3 EA-003: BLOCK BID ORDER FILE**

This report is not yet available for SEMOpx.

**6.2.4 EA-004: BID/ASK CURVES**

This file contains the calculated data points of the bid/ask curves.

**6.2.4.1 ETS BID/ASK CURVE FILES**

The ETA Bid data are delivered in eight files, one for each of the auctions, by area. They are:

Auction	Filemask
Day-Ahead Auction Bid/Ask Curves, ROI	BidAskCurves_ROI-DA_<AUCTION DATE as YYYYMMDDHHMMSS>_<REPORT_PULICATION_DATE as YYYYMMDDHHMMSS>.xml
Intraday 1 Auction Bid/Ask Curves, ROI	BidAskCurves_ROI-IDA1_<AUCTION DATE as YYYYMMDDHHMMSS>_<REPORT_PULICATION_DATE as YYYYMMDDHHMMSS>.xml
Intraday 2 Auction Bid/Ask Curves, ROI	BidAskCurves_ROI-IDA2_<AUCTION DATE as YYYYMMDDHHMMSS>_<REPORT_PULICATION_DATE as YYYYMMDDHHMMSS>.xml
Intraday 3 Auction Bid/Ask Curves, ROI	BidAskCurves_ROI-IDA3_<AUCTION DATE as YYYYMMDDHHMMSS>_<REPORT_PULICATION_DATE as YYYYMMDDHHMMSS>.xml
Day-Ahead Auction Bid/Ask Curves, NI	BidAskCurves_NI-DA_<AUCTION DATE as YYYYMMDDHHMMSS>_<REPORT_PULICATION_DATE as YYYYMMDDHHMMSS>.xml
Intraday 1 Auction Bid/Ask Curves, NI	BidAskCurves_NI-IDA1_<AUCTION DATE as YYYYMMDDHHMMSS>_<REPORT_PULICATION_DATE as YYYYMMDDHHMMSS>.xml
Intraday 2 Auction Bid/Ask Curves, NI	BidAskCurves_NI-IDA2_<AUCTION DATE as YYYYMMDDHHMMSS>_<REPORT_PULICATION_DATE as YYYYMMDDHHMMSS>.xml
Intraday 3 Auction Bid/Ask Curves, NI	BidAskCurves_NI-IDA3_<AUCTION DATE as YYYYMMDDHHMMSS>_<REPORT_PULICATION_DATE as YYYYMMDDHHMMSS>.xml

*I-SEM Report Reference:* EA-004

*Data Source:* SEMOpx (ETS)

*Periodicity:* Daily

*Audience:* General Public

*Resolution:* Day-Ahead: Hourly  
Intraday: Half-hourly

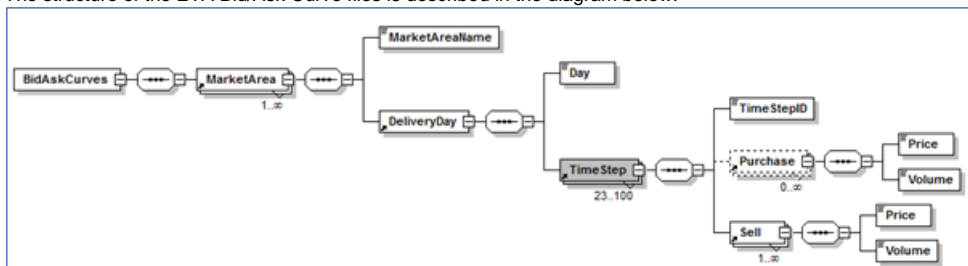
*Time Span:* Per each auction specification

*Frequency:* Daily, at D+1 relative to the trading day.

*Report Format:* XML

#### 6.2.4.1.1 ETS BID/ASK CURVE FILE STRUCTURE

The structure of the ETA Bid/Ask Curve files is described in the diagram below.



#### 6.2.4.2 ETS BID/ASK CURVE FILE

##### Market Area Sub Element

Field	Data type	Elements	Description
MarketAreaName	String	1	MarketArea
DeliveryDay	DeliveryDay	1	

##### DeliveryDay Sub Element

Field	Data type	Elements	Description
-------	-----------	----------	-------------

Field	Data type	Elements	Description
Day	Date	1	dd/mm/yyyy
TimeStep	TimeStep	1 - n	Time step curve data for all time steps of the day

**TimeStep Sub Element**

Field	Data type	Elements	Description
TimeStepID	String	1	Time step: 01- 24 On DST start date the third hour is removed: 01, 02, 04, 05, ... , 24  On DST end date the third hour is replicated and the letter 'B' is used to differentiate it: 01,02, 03, 03B, 04, 05, ..., 24
Purchase	Bid	0 – n	Price/Quantity pairs for purchased quantity at a given price level
Sell	Bid	0 – n	Price/Quantity pairs for sold quantity at a given price level

**Bid Sub Element**

Field	Data type	Elements	Description
Price	Price	1	Buy/sell price Value has the precision of the area price + 2 additional decimal places e.g. for price tick 0.1 €/MWh there will be three decimal places of precision
Quantity	Quantity	1	Purchased/sold quantity Value has the precision of the area volume + 1 additional decimal place e.g. for volume tick 0.1 MW there will be two decimal places of precision

**6.2.5 EA-006: EXCHANGE TRANSPERANCY**

This file contains summary data about the ETS market activity.

**6.2.5.1 EXCHANGE TRANSPARENCY FILE**

<i>I-SEM Report Reference:</i>	<i>EA-006</i>
<i>Data Source</i>	<i>SEMOpX</i>
<i>Periodicity:</i>	<i>Daily</i>
<i>Filename:</i>	<i>Exchange Transparency_[Market Area]_[Delivery date]_[Creation date]</i>
<i>Audience:</i>	<i>General Public</i>
<i>Resolution:</i>	<i>Delivery Date</i>
<i>Time Span:</i>	<i>Delivery Date</i>
<i>Frequency:</i>	<i>Daily, at D+1 relative to the trading day.</i>
<i>Report Format:</i>	<i>XML</i>

**6.2.5.1.1 EXCHANGE TRANSPARENCY FILE STRUCTURE**

The structure of the Exchange Transparency file is described in the diagram below.

```
<?xml version='1.0' encoding='ISO-8859-1'?>
<ExchangeTransparency>
  <DeliveryDay>16/10/2013</DeliveryDay>
  <MarketAreaName>ROI-DA</MarketAreaName>
  <ActiveParticipants>2</ActiveParticipants>
  <NbBuyers>1</NbBuyers>
  <NbSellers>1</NbSellers>
  <NbNetBuyers>1</NbNetBuyers>
  <NbNetSellers>1</NbNetSellers>
  <MarketShare>0.5</MarketShare>
</ExchangeTransparency>
```

#### 6.2.5.2 EXCHANGE TRANSPARENCY FILE DETAIL

##### File detail

Element Name	Type	Cardinality	Description
DeliveryDay	string	[1..1]	Delivery day for the products in the auction (format: DD/MM/YYYY)
MarketAreaName	string	[1..1]	Market area name.
ActiveParticipants	string	[1..1]	Total number of Participants that have submitted an order for products in the Market Area for the auction.
NbBuyers	integer	[1..1]	Total number of Active Participants that have submitted a buy order in the Market Area for the auction.
NbSellers	integer	[1..1]	Total number of Active Participants that have submitted a Sell order in the Market Area for the auction.
NbNetBuyers	integer	[1..1]	Total number of Active Participants that have submitted and executed a Buy order in the Market Area for the auction.
NbNetSellers	integer	[1..1]	Total number of Active Participants that have submitted and executed a Sell order in the Market Area for the auction.

#### 6.2.6 EA-007: INTRADAY MARKET RESULTS TRADE

This report contains an inventory of all of the orders placed or modified by each member during the trading day. The report shows all unmodified, modified, reversed, cancelled and matched trades including on-exchange prearranged trades (OPT), private and confidential trades (PNC) and approved OTC trades whenever these are supported by the exchange. In case cross-product matching or trade decomposition has been configured and such a trade was matched, only the trades resulting from the trade decomposition will appear in the report.

For a report user belonging to a Regular member, this report contains the trade data just for this member.

For a market operations report user, this report is an aggregation of trade data of all members.

For a report user belonging to a Broker member, the report contains the trades and actions performed on these trades by the broker on behalf of other members. If the broker was also trading on his own behalf, the actions performed by its own member will be included in the report as well.

##### 6.2.6.1 INTRADAY MARKET RESULTS TRADE FILE

*I-SEM Report Reference:* EA-007  
*Data Source:* SEMOpx (M7)  
*Periodicity:* Daily  
*Audience:* General Public  
*Filename:* IDC\_TradeFile\_[Delivery Date]\_\_[Creation Date].xml  
*Time Span:* Trade Date  
*Frequency:* Daily, at D+1 relative to the trading day.  
*Report Format:* XML

## 6.2.6.2 INTRADAY MARKET RESULTS TRADE FILE STRUCTURE

Each <tc810Grp> contains all trades for a member/contract combination. Inside this group tag, the trades are organised by traders into different <tc810Grp1>. Inside this structure, the trades themselves are listed in the last hierarchy level, each in a separate <tc810Rec>.

In general, all trades, identified by their "tranIdNo", are only present once. The only exception are recalled trades, which can be identified by the value "R" in the field <tranTypCod> and cancelled trades which can be identified by the value "C" in the field <tranTypCod>.

## 6.2.6.3 INTRADAY MARKET RESULTS TRADE FILE DETAIL

XML Tag	m / o	no.	Type	Condition the optional tag is present if..
tc810	m	1	Structure	-
- rptHdr	m	1	Structure	-
- - exchNam	m	1	Data	
- - envText	m	1	Data	
- - rptCod	m	1	Data	
- - rptNam	m	1	Data	
- - rptPrntEffDat	m	1	Data	
- - rptPrntRunDat	m	1	Data	
- tc810Grp	o	0..n	Structure	at least one trade was matched, trade cancelled, or trade recall was granted on <rptPrntEffDat>
- - tc810KeyGrp	m	1..n	Structure	
- - - membExclIdCod	m	1	Data	
- - - membClgIdCod	m	1	Data	
- - - stlIdAct	m	1	Data	
- - - stlIdLoc	m	1	Data	
- - - instTitl	m	1	Structure	
- - - - isinCod	m	1	Data	
- - - cntcUnt	m	1	Data	
- - - product	m	1	Data	
- - - currTypCod	m	1	Data	
- - tc810Grp1	m	1	Structure	
- - - tc810KeyGrp1	m	1	Structure	
- - - - partIdCod	m	1	Data	
- - tc810Rec	m	1..n	Structure	
- - - mktArea	m	1	Data	
- - - tso	m	1	Data	
- - - balGrp	m	1	Data	
- - - - clgHseCode	o	0..1	Data	a clearing house code was specified as part of the respective order
- - - - clgAcctId	o	0..1	Data	a clearing account ID was specified as part of the respective order
- - - tranTim	m	1	Data	
- - - tranIdNo	m	1	Data	
- - - tranIdSfxNo	m	1	Data	
- - - tranTypCod	m	1	Data	
- - - typOrig	m	1	Data	
- - - aggressorIndicator	m	1	Data	
- - - ordNo	m	1	Data	
- - - acctTypCodGrp	m	1	Data	
- - - ordBuyCod	m	1	Data	
- - - openCloseInd	o	0..1	Data	the respective order was submitted with a valid value in the "Open Close Indicator" field
- - - tradMtchQty	m	1	Data	
- - - tradMtchPrc	m	1	Data	
- - - tradPhase	m	1	Data	

Formatted Table

## SEMOpx Data Publication Guide

Issue 56.0

-	-	-	<a href="#">stlDate</a>	<a href="#">m</a>	<a href="#">1</a>	<a href="#">Data</a>	
-	-	-	<a href="#">feeAmt</a>	<a href="#">m</a>	<a href="#">1</a>	<a href="#">Data</a>	
-	-	-	<a href="#">membCtpyIdCod</a>	<a href="#">m</a>	<a href="#">1</a>	<a href="#">Data</a>	
			<a href="#">text</a>	<a href="#">o</a>	<a href="#">0..1</a>	<a href="#">Data</a>	<a href="#">the text field is not empty</a>
			<a href="#">membExclIdCodOboMs</a>	<a href="#">o</a>	<a href="#">0..1</a>	<a href="#">Data</a>	<a href="#">the trade was cancelled or a trade recall was granted by an admin user</a>
-	-	-	<a href="#">partIdCodOboMs</a>	<a href="#">o</a>	<a href="#">0..1</a>	<a href="#">Data</a>	<a href="#">the trade was cancelled or a trade recall was granted by an admin user</a>
			<a href="#">brokerMemblIdCod</a>	<a href="#">o</a>	<a href="#">0..1</a>	<a href="#">Data</a>	<a href="#">the trade was modified by a broker user on behalf of another user</a>
			<a href="#">brokerUserIdCod</a>	<a href="#">o</a>	<a href="#">0..1</a>	<a href="#">Data</a>	<a href="#">the action was modified by a broker user on behalf of another user</a>
			<a href="#">selfTrade</a>	<a href="#">o</a>	<a href="#">0..1</a>	<a href="#">Data</a>	
-	-		<a href="#">sumPartTotBuyOrdr</a>	<a href="#">m</a>	<a href="#">1</a>	<a href="#">Data</a>	
-	-		<a href="#">sumPartTotSellOrdr</a>	<a href="#">m</a>	<a href="#">1</a>	<a href="#">Data</a>	-
-			<a href="#">sumMembTotBuyOrdr</a>	<a href="#">m</a>	<a href="#">1</a>	<a href="#">Data</a>	-
-			<a href="#">sumMembTotSellOrdr</a>	<a href="#">m</a>	<a href="#">1</a>	<a href="#">Data</a>	-

XML Tag	m/o	no.	Type	Condition the optional tag is present if..
tc810	m	1	Structure	
rptHdr	m	1	Structure	
exchNam	m	1	Data	
envText	m	1	Data	
rptCod	m	1	Data	
rptNam	m	1	Data	
rptPmtEffDat	m	1	Data	
rptPmtRunDat	m	1	Data	
tc810Grp	o	0..n	Structure	at least one trade was matched, trade cancelled or trade recall was granted on <rptPmtEffDat>
tc810KeyGrp	m	1..n	Structure	
membExclIdCod	m	1	Data	
membCldIdCod	m	1	Data	
stlIdAct	m	1	Data	
stlIdLoc	m	1	Data	
instTitr	m	1	Structure	
isinCod	m	1	Data	
cntcUnt	m	1	Data	
product	m	1	Data	
currTypCod	m	1	Data	
tc810Grp1	m	1	Structure	
tc810KeyGrp1	m	1	Structure	
partIdCod	m	1	Data	
tc810Rec	m	1..n	Structure	
mktArea	m	1	Data	
tso	m	1	Data	
balGrp	m	1	Data	
clgHseCode	o	0..1	Data	a clearing house code was specified as part of the respective order
clgAcctId	o	0..1	Data	a clearing account ID was specified as part of the respective order
tranTim	m	1	Data	
tranIdNo	m	1	Data	
tranIdSfxNo	m	1	Data	
remoteTranIdNo	o	0..1	Data	the trade was executed or modified by XBID SOB
remoteTranIdSfxNo	o	0..1	Data	the trade was executed or modified by XBID SOB
tranTypCod	m	1	Data	
typOrig	m	1	Data	
aggressorIndicator	m	1	Data	
ordrNo	m	1	Data	
acctTypCodGrp	m	1	Data	
ordrBuyCod	m	1	Data	
openCloseInd	o	0..1	Data	the respective order was submitted with a valid value in the "Open Close Indicator" field
tradMchQty	m	1	Data	
tradMchPrc	m	1	Data	
tradPhase	m	1	Data	
stlDate	m	1	Data	
feeAmt	m	1	Data	
membCtpyIdCod	m	1	Data	
text	o	0..1	Data	the text field is not empty
membExclIdCodOboMs	o	0..1	Data	the trade was cancelled or a trade recall was granted by an admin user
partIdCodOboMs	o	0..1	Data	the trade was cancelled or a trade recall was granted by an admin user
brokerMemIdCod	o	0..1	Data	the trade was modified by a broker user on behalf of another user
brokerUserIdCod	o	0..1	Data	the action was modified by a broker user on behalf of another user
sumPartTotBuyOrdr	m	1	Data	
sumPartTotSellOrdr	m	1	Data	
sumMembTotBuyOrdr	m	1	Data	
sumMembTotSellOrdr	m	1	Data	

Figure 1: Intraday Market Trade Results File Detail

## 6.2.7 EA-008: INTRADAY MARKET RESULTS ORDER

The report contains a list of all active orders, which have been created or modified for each member during the trading day.

For a report user belonging to a Regular member, this report is arranged by traders and contracts, and lists all measures taken for the maintenance of orders during the trading day.

#### 6.2.7.1 INTRADAY MARKET RESULTS ORDER FILE

<i>I-SEM Report Reference:</i>	<i>EA-008</i>
<i>Data Source</i>	<i>SEMOpx (ETS)</i>
<i>Periodicity:</i>	<i>Daily</i>
<i>Audience:</i>	<i>General Public</i>
<i>Filename:</i>	<i>IDC_OrderFile_[Delivery Date]_[Creation Date].xml</i>
<i>Time Span:</i>	<i>Trade Day</i>
<i>Frequency:</i>	<i>Daily, at D+1 relative to the trading day.</i>
<i>Report Format:</i>	<i>XML</i>

#### 6.2.7.2 INTRADAY MARKET RESULTS ORDER FILE STRUCTURE

For each member, a **<tc540Grp>** contains all orders that have been modified by its users. Inside this group tag, the orders are sorted by combinations of the user's code and contract that each order was entered for. Each of these combinations is defined by a **<tc540Grp1>**. Finally, inside each of these group tags, the orders are contained inside the **<tc540Rec>**, while each maintenance action performed on an order is listed in an individual record. All **<tc540Rec>** inside a **<tc540Grp1>** appear in chronological order (earliest first).

The report does not necessarily contain the complete lifecycle of an order, as it lists only the maintenance actions for one trading day, which is displayed in the tag **<rptPrntEffDat>**.

In the report for the market operations, a member will appear if and only if at least one of its users performed an order maintenance action (or the action was performed on behalf) during the last (full) trading day. In this regard, the status in which the (trading) member or its user is at the time of the report generation is irrelevant.



### 6.2.7.3 INTRADAY MARKET RESULTS ORDER FILE DETAIL

XML Tag	m/o	no.	Type	Condition the optional tag is present (if)..
tc540	m	1	Structure	
- rptHdr	m	1	Structure	.
- - exchNam	m	1	Data	
- - envText	m	1	Data	
- - rptCod	m	1	Data	
- - rptNam	m	1	Data	
- - rptPrntEffDat	m	1	Data	
- - rptPrntRunDat	m	1	Data	
- tc540Grp	o	0..n	Structure	an order was modified on <rptPrntEffDat>
- - tc540KeyGrp	m	1	Structure	.
- - - membExclCod	m	1	Data	
- - tc540Grp1	m	1..n	Structure	.
- - - tc540KeyGrp1	m	1	Structure	.
- - - - partIdCod	m	1	Data	
- - - - instTitl	m	1	Structure	.
- - - - isinCod	m	1	Data	
- - - - currTypCod	m	1	Data	
- - - - product	m	1	Data	
- - - tc540Rec	m	1..n	Structure	.
- - - - tranTim	m	1	Data	
- - - - mktArea	m	1	Data	
- - - - tso	m	1	Data	
- - - - balGrp	m	1	Data	
- - - - clgHse	o	0..n	Structure	a clearing house was specified as part of the order
- - - - - clgHseCode	m	1	Data	
- - - - - clgAcct	m	1..n	Structure	
- - - - - - clgAcctId	m	1	Data	
- - - - - entTim	m	1	Data	
- - - - - actnCod	m	1	Data	the "actnCod" of the order is either "M" (full match) or "P" (partial match).
- - - - - aggressorIndicator	o	0..1	Data	
- - - - - revisionNo	m	1	Data	
- - - - - listID	o	0..1	Data	the order is a part of a basket
- - - - - listExecInst	o	0..1	Data	the order is a part of a basket
- - - - - ordrNo	m	1	Data	
- - - - - ordrInitialNo	m	1	Data	
- - - - - ordrParentNo	o	0..1	Data	the order was modified which led to a new order with a new order number
- - - - - ordrBuyCod	m	1	Data	
- - - - - openCloseInd	o	0..1	Data	the order was submitted with a valid value in the "Open Close Indicator" field
- - - - - acctTypCodGrp	m	1	Data	
- - - - - ordrQty	m	1	Data	
- - - - - peakSizeQty	o	0..1	Data	<ordrTypCod> is "I" (iceberg order)
- - - - - totalRemQty	o	0..1	Data	<ordrTypCod> is "I" (iceberg order)
- - - - - stopPrc	o	0..1	Data	<ordrTypCod> is "S" (stop limit order)

# SEMOpx Data Publication Guide

Issue 56.0

				ppd	o	0..1	Data	<ordrTypCod> is "I" (iceberg order)
-	-	-	-	ordrTypCod	m	1	Data	
				quote	o	0..1	Data	the order is a quote
-	-	-	-	ordrExePrc	m	1	Data	
-	-	-	-	tradMchPrc	o	0..1	Data	<actnCod> is either: "M" (full match) or "P" (partial match)
				ordrResCod	o	0..1	Data	<ordrResCod> is either: "A" (AON), "F" (FOK) or "I" (IOC)
				ordrValCode	m	1	Data	
				applicationId	o	0..1	Data	always, except for orders submitted or maintained before the migration to M7 6.0.
				applicationVer	o	0..1	Data	the application version was provided in the API.
				valDat	o	0..1	Data	<ordrValCode> is "GTD"
-	-	-	-	text	o	0..1	Data	the text field is not empty
-	-	-	-	membExcidCodOboMs	o	0..1	Data	the maintenance step was performed by a user on behalf of the order owner
-	-	-	-	partIdCodOboMs	o	0..1	Data	the maintenance step was performed by a user on behalf of the order owner
				prioChange	o	0..1	Data	the order has been added or deleted as a result of an order modification which lead to a priority change of the order.

XML Tag	m/o	no.	Type	Condition the optional tag is present (if) ..
tc540	m	1	Structure	
rptHdr	m	1	Structure	
exchNam	m	1	Data	
envText	m	1	Data	
rptCod	m	1	Data	
rptNam	m	1	Data	
rptPrntE#Dat	m	1	Data	
rptPrntRunDat	m	1	Data	
tc540Grp	o	0..n	Structure	an order was modified on <rptPrntE#Dat>
tc540KeyGrp	m	1..n	Structure	
membExcidCod	m	1	Data	
tc540Grp1	m	1..n	Structure	
tc540KeyGrp1	m	1..n	Structure	
partIdCod	m	1	Data	
instTitl	m	1	Structure	
isinCod	m	1	Data	
currTypCod	m	1	Data	
product	m	1	Data	
tc540Rec	m	1..n	Structure	
tranTim	m	1	Data	
mktArea	m	1	Data	
tso	m	1	Data	
balGrp	m	1	Data	
clgHse	o	0..n	Structure	a clearing house was specified as part of the order
clgHseCode	m	1	Data	
clgAcct	m	1..n	Structure	

XML Tag				m/o	no.	Type	Condition the optional tag is present (if..)
			clgAcctId	m	1	Data	
			entTim	m	1	Data	
			actnCod	m	1	Data	
			aggressorIndicator	o	0..1	Data	the "actnCod" of the order is either "M" (full match) or "P" (partial match).
			revisionNo	m	1	Data	
			listID	o	0..1	Data	the order is a part of a basket
			listExecInst	o	0..1	Data	the order is a part of a basket
			ordrNo	m	1	Data	
			ordrInitialNo	m	1	Data	
			ordrParentNo	o	0..1	Data	the order was modified which led to a new order with a new order number
			remoteOrdrNo	o	0..1	Data	the order has been communicated to the XBID SOB
			remoteRevisionNo	o	0..1	Data	the order has been communicated to the XBID SOB
			ordrBuyCod	m	1	Data	
			openCloseInd	o	0..1	Data	the order was submitted with a valid value in the "Open Close Indicator" field
			acctTypCodGrp	m	1	Data	
			ordrQty	m	1	Data	
			peakSizeQty	o	0..1	Data	<ordrTypCod> is "I" (iceberg order)
			totalRemQty	o	0..1	Data	<ordrTypCod> is "I" (iceberg order)
			stopPrc	o	0..1	Data	<ordrTypCod> is "S" (stop limit order)
			ppd	o	0..1	Data	<ordrTypCod> is "I" (iceberg order)
			ordrTypCod	m	1	Data	
			quote	o	0..1	Data	the order is a quote
			ordrExePrc	m	1	Data	
			tradMchPrc	o	0..1	Data	<actnCod> is either: "M" (full match) or "P" (partial match)
			ordrResCod	o	0..1	Data	<ordrResCod> is either: "A" (AON), "F" (FOK) or "I" (IOC)
			ordrValCod	m	1	Data	
			applicationId	o	0..1	Data	always, except for orders submitted or maintained before the migration to M7 6.0.
			applicationVer	o	0..1	Data	the application version was provided in the API.
			valDat	o	0..1	Data	<ordrValCod> is "GTD"
			text	o	0..1	Data	the text field is not empty
			membExclCodOboMs	o	0..1	Data	the maintenance step was performed by a user on behalf of the order owner
			partIdCodOboMs	o	0..1	Data	the maintenance step was performed by a user on behalf of the order owner

Figure 2: Intraday Market Results Order File Detail

## 6.2.8 EA-009: INTRADAY MARKET RESULTS STATISTICS

This report contains market-wide statistics for the volumes and prices of orders matched within the Intraday Continuous market.

### 6.2.8.1 INTRADAY MARKET RESULTS STATISTICS FILE

*I-SEM Report*

EA-009

*Reference:*

*Data Source*

SEMOpX (ETS)

*Periodicity:*

Daily

**Audience:** General Public  
*IDC\_Statistic\_[Creation date] (Creation Date in format YYYYMMDDhhmiss in UTC)  
 (up to 27<sup>th</sup> November 2019)*

**Filename:** *IDC\_Statistics\_[Creation date] (Creation Date in format YYYYMMDDhhmiss in UTC)  
 (from 28<sup>th</sup> November 2019)*

**Time Span:** Trade Date

**Frequency:** Daily, at D+1 relative to the trading day.

**Report Format:** CSV  
*Note: the data in this report are semi-colon (;) separated, with commas (,) used as decimals*

### 6.2.8.2 INTRADAY MARKET RESULTS STATISTICS FILE DETAIL

#### Statistics Report Comment: Line 1

Col. #	Type	Description
1	Char(1)	"#"
2	DateTime	File generated DateTime (format: DD/MM/YYYY HH:MM:SS Z) in UTC
3	String	"Trade Values – SEMO Intraday Trading – ireland"

#### Statistics Report Header: Line 2

Col. #	Type	Description
1	String	"Delivery day"
2	String	"Delivery Start "
3	String	"Volume Buy (MW)"
4	String	"Volume Sell (MW)"
5	String	"Low Price (EUR/MWh)"
6	String	"High Price (EUR/MWh)"
7	String	"Last Price (EUR/MWh) "
8	String	"Time Stamp of Last Price"
9	String	"Weighted Average Price"

#### Statistics Report Detail: Lines 3 -> Nth (Should be 97 for two days of 30 minute instruments and one line for blocks)

Col. #	Type	Description
1	String	The Delivery day being reported (format: DD/MM/YYYY) in UTC
2	String	For 30 minute instruments: Instrument delivery start date/time in UTC: DD/MM/YYYY HH:MM:SSZ For Blocks: "Blocks (MWh)"
3	String	For 30 minute instruments: The total Volume (in MW) for Buy order for the instrument (total of volume on delivery areas ROI and NI) For Blocks: The total Volume (in MWh) for Buy order for all the pre-defined blocks (total of volume on delivery areas ROI and NI)
4	String	For 30 minute instruments: The total Volume (in MW) for Sell order for the instrument (total of volume on delivery areas ROI and NI) For Blocks: The total Volume (in MWh) for Sell order for all the pre-defined blocks (total of volume on delivery areas ROI and NI)
5	String	For 30 minute instruments: The Lowest traded Price (EUR/MWh) achieved for that instrument (delivery area ROI or NI) For Blocks: empty
6	String	For 30 minute instruments: The Highest traded Price (EUR/MWh) achieved for the instrument (delivery area ROI or NI) For Blocks: empty
7	String	For 30 minute instruments: The traded Last Price (EUR/MWh) for the instrument (delivery area ROI or NI) For Blocks: empty
8	String	For 30 minute instruments: Time Stamp of Last Price (format: DD/MM/YYYY HH:MM:SSZ) in UTC (delivery area ROI or NI) For Blocks: empty

Col. #	Type	Description
9	String	<p>For 30 minute instruments: The Weighted Average Price for the instrument. Average price weighted by the volume, calculated as trades occur on a real time basis. Volumes are summed over the two Delivery Area and Price are considered over the two delivery areas.</p> <p>Format: Decimal given to 6 decimal places</p> <ul style="list-style-type: none"> <li>- E.g.: 38,676996</li> </ul> <p>Averages are calculated</p> <ul style="list-style-type: none"> <li>- Per instrument</li> </ul> <p>The following trades are considered</p> <ul style="list-style-type: none"> <li>- Market local trades on single product (instrument)</li> </ul> <p><u>Calculation method</u></p> <p>If there is at least one trade on the related instrument, the average is equal to the weighted average price.</p> <ul style="list-style-type: none"> <li>o Sum (Price*Volume) for trades done on the related instrument divided by Sum (Volume) for trades done on the related instrument.</li> </ul> <p>For Blocks: empty</p>

### 6.2.9 EA-010: REMIT FILES

These reports contain the SEMOpX REMIT data reported to ACER for members that have opted in to the REMIT reporting service.

The REMIT file content should be considered alongside the ACER Transaction Report User Manual (TRUM) available from the document library on the [ACER website](#), for field descriptions for standard contracts refer to TRUM "Annex 1 – Data fields included in the Implementing Acts" Table 1.

#### 6.2.9.1 REMIT FILES

Two REMIT files per member that has opted in to REMIT reporting are delivered per day; one for Auctions and one for Continuous. These files are submitted directly to ACER on a daily basis, and published on the SEMOpX website each Friday, for the previous Friday to Saturday period.

File	Filemask
Auctions REMIT File	[Trading Date as YYYYMMDD]_[Generation date/time file as YYYYMMDDHHMMSS]_[RRM code]_[Member EPEX Shortname]_AU.xml
Continuous REMIT File	[Trading Date as YYYYMMDD]_[Generation date/time file as YYYYMMDDHHMMSS]_[RRM code]_[Member EPEX Shortname]_CO.xml

*I-SEM Report Reference:* EA-010

*Data Source:* SEMOpX (Auctions – ETS) (Continuous - M7)

*Periodicity:* Daily

*Audience:* General Public

*Resolution:* Auctions:  
Continuous

*Time Span:* Per market per Trading Date, auctions & continuous

*In future - Daily, at D+2 relative to the delivery day (not implemented yet – 18/09/2019).*

**Frequency:** *Currently - files are published on a weekly basis (a week in arrears) e.g. every Friday files for the previous Saturday to Friday period are published*

**Report Format:** *In future – XML  
Currently – zip file containing xml files*

#### 6.2.9.1.1 AUCTIONS REMIT FILES

The structure of the Auctions REMIT file is described below.

There are four blocks :

- . Reporting entity ID
- . Contract list
- . Order list
- . Trade list.

To have a readable section, a table is proposed for each block :

##### **REPORTING ENTITY ID :**

**This block gives the ACER code of the Registered Reporting Mechanism (RRM) concerned : here the SEMOpX'**

Field	Data type	TRUM Field	Description
reportingEntityID/ace	String	6, 7	

##### **CONTRACT LIST :**

**This block gives the list of the different contracts on which the member has traded**

Field	Data type	TRUM Field	Description
contractId	String	21	
contractName	String	22	
contractType	String	23	
cenergyCommodity	String	24	
settlementMethod	String	26	
OrganisedMarketPlaceIdentifier/ace	String	27	
lastTradingDatetime	Date/Time – ISO8601	29	YYYY-MM-DDTHH:MM:SSZ
deliveryPointOrZone	String	48	
deliveryStartDate	Date – ISO8601	49	YYYY-MM-DD
deliveryEndDate	Date – ISO8601	50	YYYY-MM-DD
duration	String	51	
loadType	String	52	
deliveryProfile/loadDeliveryStartTime	Time – ISO8601	54	HH:MM
deliveryProfile/loadDeliveryEndTime	Time – ISO8601	54	HH:MM

##### **ORDER LIST :**

**This block gives the list of the orders the member has submitted on the market**

Field	Data type	TRUM Field	Description
RecordSeqNumber	Integer	-	Sequence number added incrementally
IdOfMarketParticipant/ace	String	1 & 2	
TraderID/traderIdForOrganisedMarket	String	3	

Field	Data type	TRUM Field	Description
tradingCapacity	String	10	
buySellIndicator	String	11	
OrderId/uniqueOrderIdentifier	String	13	New OrderPeriodID generated by ETS
orderType	String	14	YYYY-MM-DDTHH:MM:SSZ
orderStatus	String	16	
(order)duration/duration	String	20	"Order" is not included in field name within file
ContractInfo/contractId	String	21	
OrganisedMarketPlaceIdentifier/ace	String	27	
transactionTime	Date/Time – ISO8601	30	YYYY-MM-DDTHH:MM:SSSZ
PriceIntervalQuantityDetails/intervalStartTime	Time – ISO8601	54	HH:MM
PriceIntervalQuantityDetails/intervalEndTime	Time – ISO8601	54	HH:MM
PriceIntervalQuantityDetails/quantity	Number	55	
PriceIntervalQuantityDetails/unit	String	56	
PriceIntervalQuantityDetails/PriceTimeIntervalQuantity/value	Number	57	
PriceIntervalQuantityDetails/PriceTimeIntervalQuantity/currency	String	57	
actionType	String	58	

**TRADE LIST :**

This block gives the list of the trades **executed for the member**

Field	Data type	TRUM Field	Description
RecordSeqNumber	Integer	-	
IdOfMarketParticipant/ace	String	1 & 2	
TraderID/traderIdForOrganisedMarket	String	3	
tradingCapacity	String	10	
buySellIndicator	String	11	
ContractInfo/contractId	String	21	
OrganisedMarketPlaceIdentifier/ace	String	27	
transactionTime	Date/Time – ISO8601	30	YYYY-MM-DDTHH:MM:SSSZ
uniqueTransactionIdentifier	String	31	New tradeID generated by ETS (equivalent to the OrderPeriodID if a trade is created)
linkedOrderId	String	33	New OrderPeriodID generated by ETS
PriceDetails/price	Number	35	
PriceDetails/priceCurrency	String	37	
NotionalAmountDetails/notionalAmount	Number	38	
NotionalAmountDetails/notionalCurrency	String	39	
Quantity/value	Number	40	
Quantity/unit	String	42	
TotalNotionalContractQuantity/Value	Number	41	
TotalNotionalContractQuantity/Unit	String	42	
cctionType	String	58	

#### 6.2.9.1.2 CONTINUOUS REMIT FILE STRUCTURE

The structure of the Continuous REMIT file is described below.

There are four blocks :

- . Reporting entity ID
- . Contract list
- . Order list
- . Trade list.

To have a readable section, a table is proposed for each block :

#### **REPORTING ENTITY ID :**

**This block gives the ACER code of the Registered Reporting Mechanism (RRM) concerned : here the SEMOpx'**

Field	Data type	TRUM Field	Description
ReportingEntityID/ace	String	5, 6, 7	

#### **CONTRACT LIST :**

**This block gives the list of the different contracts on which the member has traded**

Field	Data type	TRUM Field	Description
contractId	String	21	
contractName	String	22	
contractType	String	23	
energyCommodity	String	24	
settlementMethod	String	26	
OrganisedMarketPlaceIdentifier/ace	String	27	
lastTradingDatetime	Date/Time – ISO8601	29	YYYY-MM-DDTHH:MM:SSZ
deliveryPointOrZone	String	48	
deliveryStartDate	Date – ISO8601	49	YYYY-MM-DD
deliveryEndDate	Date – ISO8601	50	YYYY-MM-DD
duration	String	51	
loadType	String	52	
DeliveryProfile/loadDeliveryStartTime	Time – ISO8601	54	HH:MM
DeliveryProfile/loadDeliveryEndTime	Time – ISO8601	54	HH:MM

#### **ORDER LIST :**

**This block gives the list of the orders the member has [submitted](#) on the market**

Field	Data type	TRUM Field	Description
RecordSeqNumber	Integer	-	Sequence number added incrementally
IdOfMarketParticipant/ace	String	1 & 2	
traderID/traderIdForOrganisedMarket	String	3 & 5	
tradingCapacity	String	10	
buySellIndicator	String	11	
OrderId/uniqueOrderIdentifier	String	13	
orderType	String	14	YYYY-MM-DDTHH:MM:SSZ
orderCondition	String	15	When not used, not visible
orderStatus	String	16	
undisclosedVolume/value	Number	19	
undisclosedVolume/unit	String		
OrderDuration	String	20	
ContractInfo/contractId	String	21	



Field	Data type	TRUM Field	Description
OrganisedMarketPlaceIdentifier/ace	String	27	
transactionTime	Date/Time – ISO8601	30	YYYY-MM-DDTHH:MM:SSSZ
OrderReport/linkedOrderId	String	33	
PriceDetails/price	Number	35	
PriceDetails/priceCurrency	String	37	
Quantity/value	Number	40	
Quantity/unit	String	42	
actionType	String	58	

**TRADE LIST :**

This block gives the list of the trades **executed for the member**

Field	Data type	TRUM Field	Description
RecordSeqNumber	Integer	-	
IdOfMarketParticipant/ace	String	1 & 2	
TraderID/traderIdForOrganisedMarket	String	3 & 5	
tradingCapacity	String	10	
buySellIndicator	String	11	
ContractInfo/contractId	String	21	
OrganisedMarketPlaceIdentifier/ace	String	27	
transactionTime	Date/Time – ISO8601	30	YYYY-MM-DDTHH:MM:SSSZ
uniqueTransactionIdentifier	String	13	
linkedOrderId	String	33	
PriceDetails/price	Number	35	
PriceDetails/priceCurrency	String	37	
NotionalAmountDetails/notionalAmount	Number	38	
NotionalAmountDetails/notionalCurrency	String	39	
Quantity/value	Number	40	
Quantity/unit	String	42	
TotalNotionalContractQuantity/value	Number	41	
TotalNotionalContractQuantity/unit	String	42	
actionType	String	58	

## 7 APPENDIX B: SEMOPX WEBSITE API SPECIFICATION



SEMOpX Website API  
Specification.pdf