



ETS API Soap UI Basic Usage

Date: 30/09/21

Document Release: v3

Content

1. Introduction	3
a. Audience	3
b. Purpose	3
2. Configure SOAP UI to access to ETS API.....	4
a. General information	4
b. SoapUI Configuration.....	4

1. Introduction

a. Audience

This document is intended for members who will use ETS API.

b. Purpose

This documentation provides the basic information to access to ETS API using SoapUI.

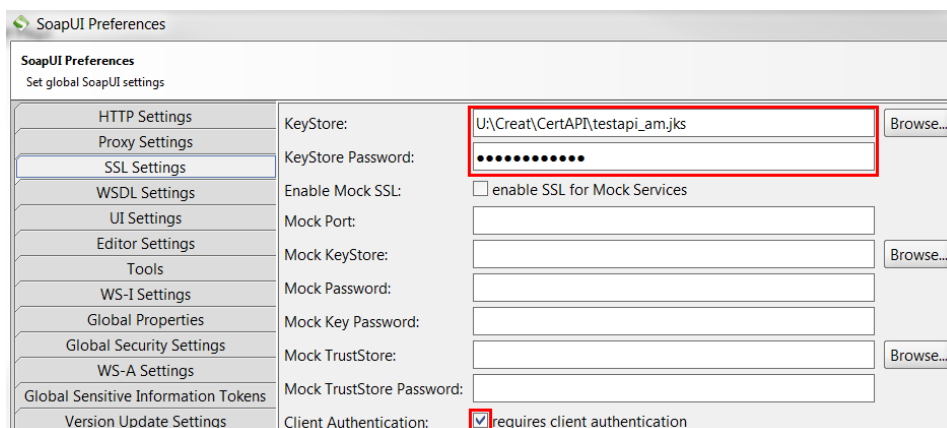
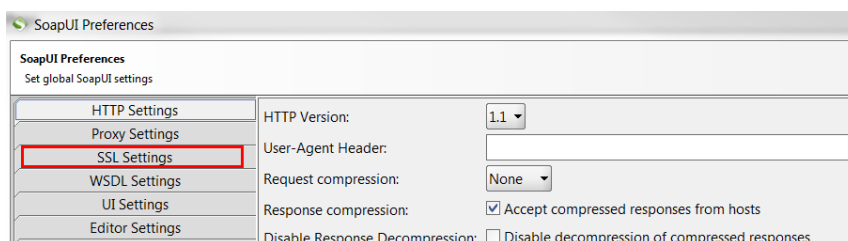
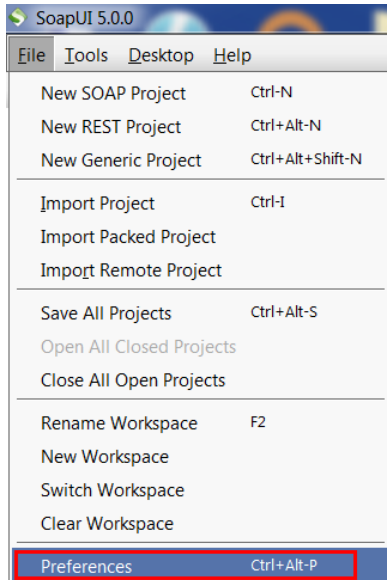
2. Configure SOAP UI to access to ETS API

a. General information

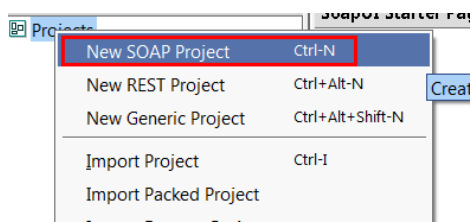
A certificate in jks format is needed to perform the configuration. Please refer to ETS API Certificates document to create it.

b. SoapUI Configuration

First you need to configure SoapUI to use the jks certificate created:



Right click on project then New SOAP Project



Fill Initial WSDL with the provided ETS URL :

