

# March 2022 Report



### Traded (GWh)

YTD 22	12,842	
YTD 21	12,235	▲ 5%
March 22	4,313	▲ 3%
March 21	4,199	

March 22	4,313	▲ 4%
Feb. 22	4,135	



### Traded (million€)

€ 2,949.63	▲ 230%
€ 894.21	
€ 1,287.43	▲ 306%
€ 317.08	

€ 1,287.43	▲ 73%
€ 745.09	

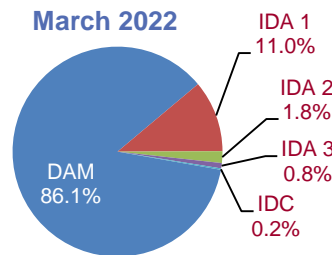
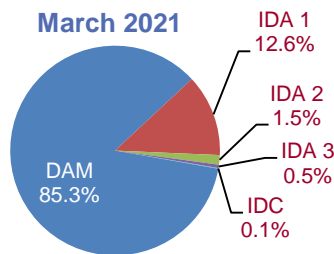


### DAM AVG. (€/MWh)

€ 223.15	▲ 221%
€ 69.60	
€ 293.20	▲ 302%
€ 72.87	

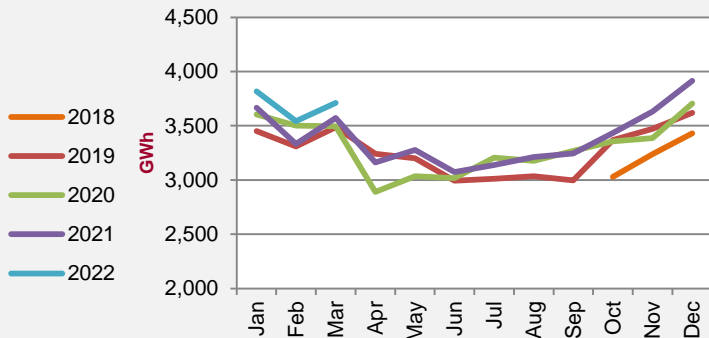
€ 293.20	▲ 67%
€ 175.08	

### Share of Traded Volumes by Market (%)

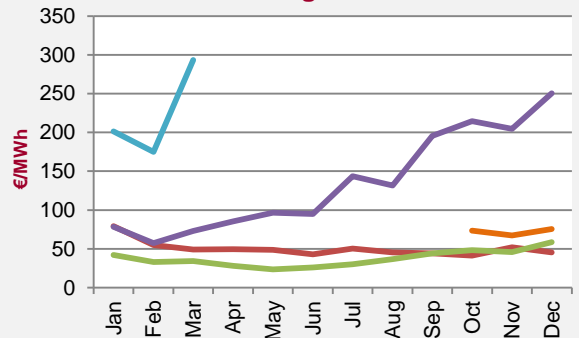


## Day-Ahead Market (DAM)

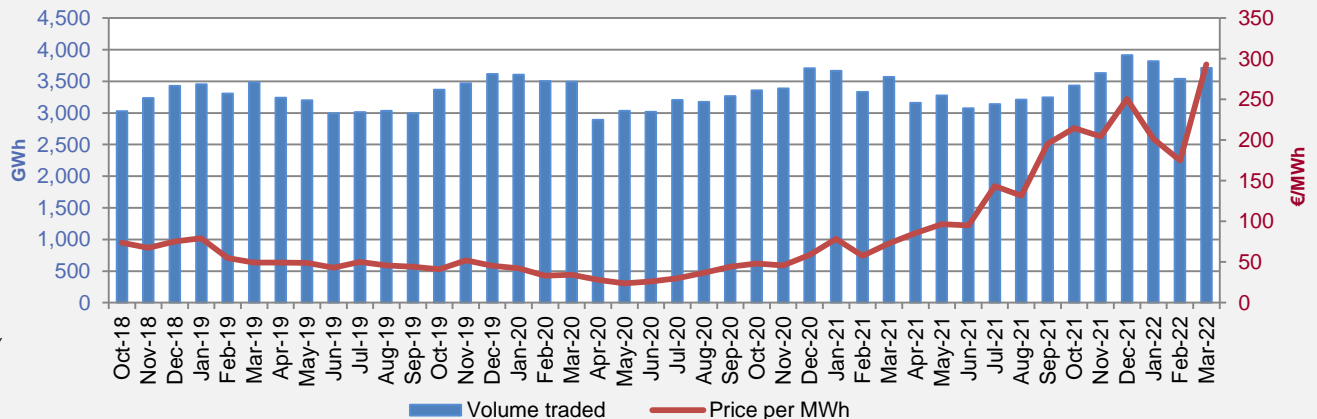
### Volume Traded



### Average Price



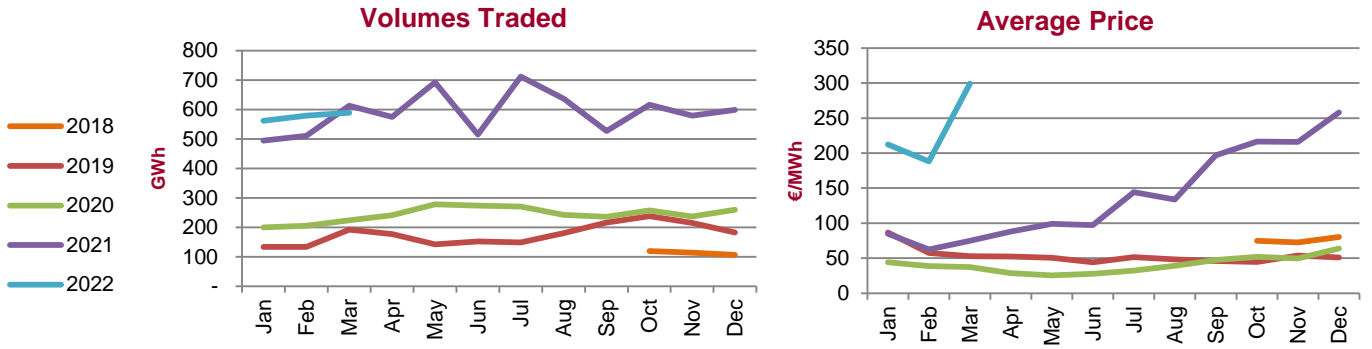
### Volume Traded vs Average Price



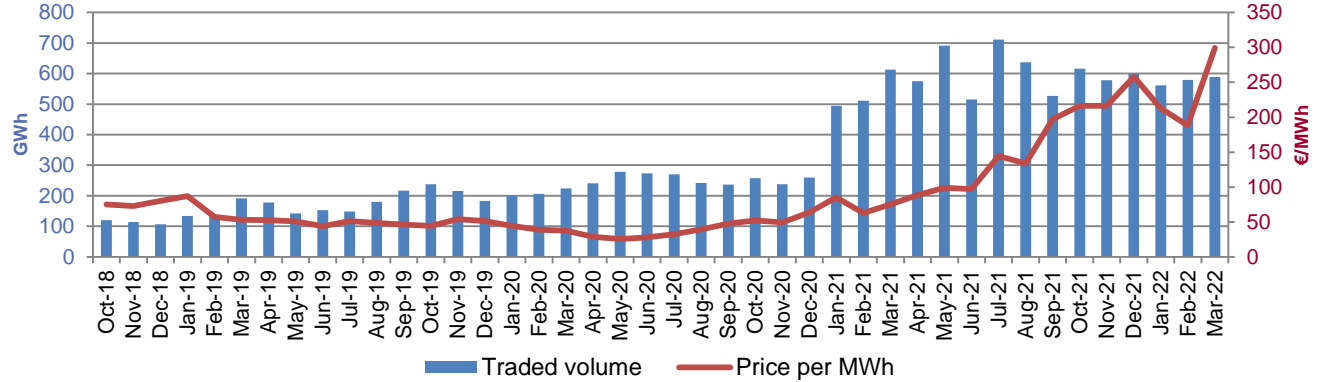
\* IDC Data is unavailable for February 2022, this report will be updated once in due course

# Monthly Market Report

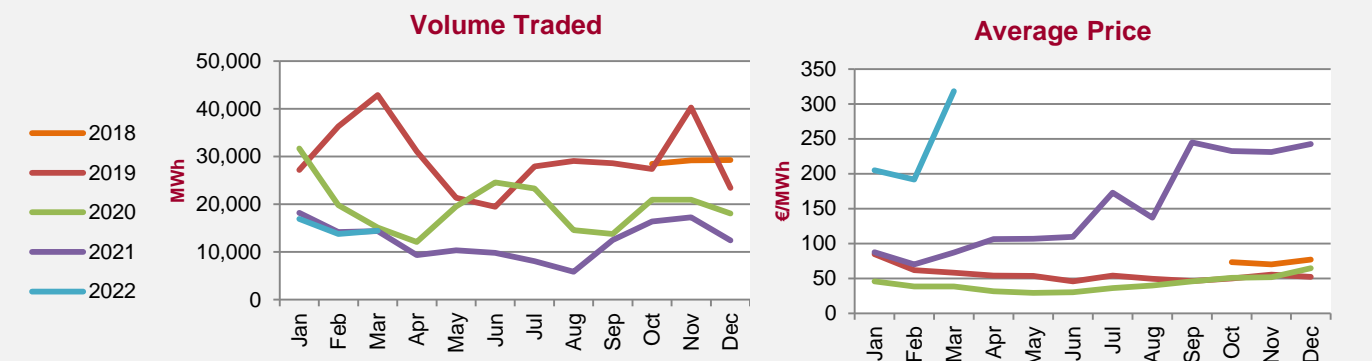
## Intraday Market (IDA)



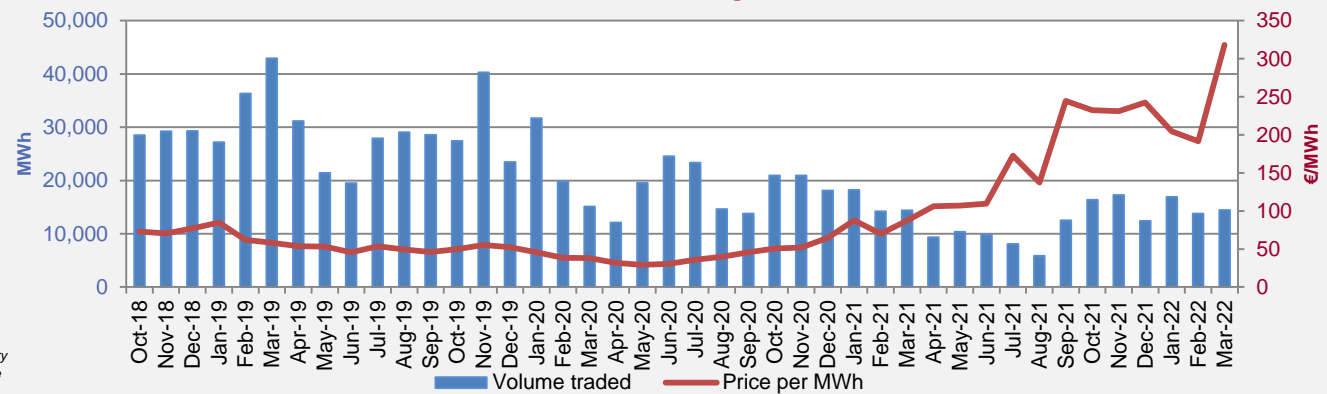
Volume Traded vs Average Price



## Intraday Continuous (IDC)



Volume Traded vs Average Price



\* IDC Data is unavailable for February 2022, this report will be updated once in due course

**Telephone:**  
Ireland 1800 283 010  
Northern Ireland 0800 008 3010  
International +353 1 6688183

**Email:**  
info@semopx.com

**Website:**  
www.semopx.com