

Market Statistics – Year 4 of operation

Exchange Members

61 ↑1

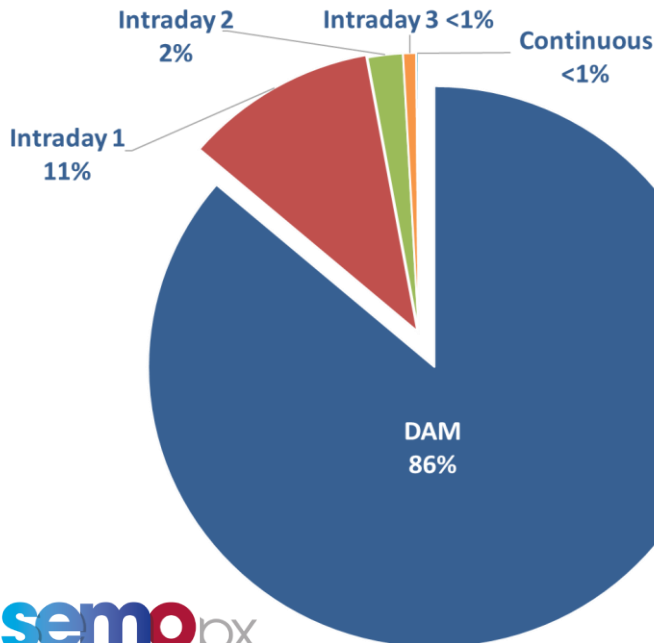
↑7.1b
€11.6b

Trade for year

↑19.5m
€31.7m

Trade per Day

Volumes by Market



↑1.8TWh
48.3 TWH

Trade for year

Auctions Successfully Completed

1459

7% ↓3

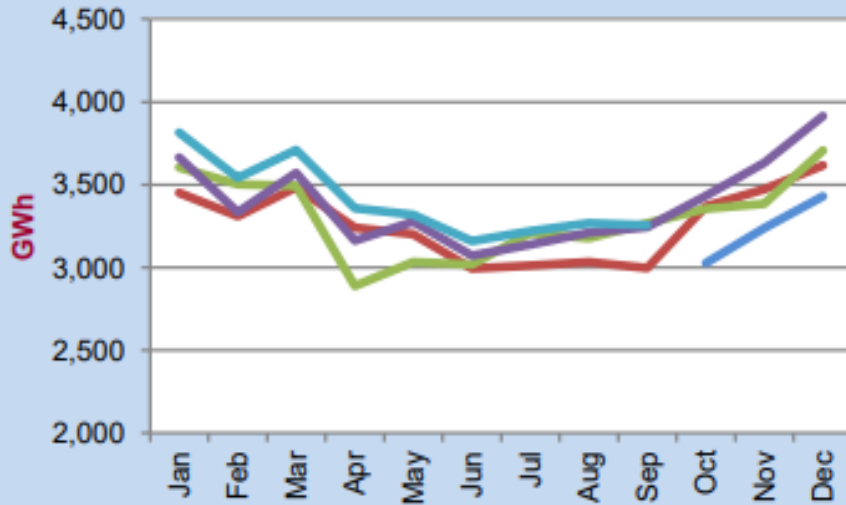
Interconnector trades as proportion of total Ex-Ante trade

1 ↔

Cancelled Auction

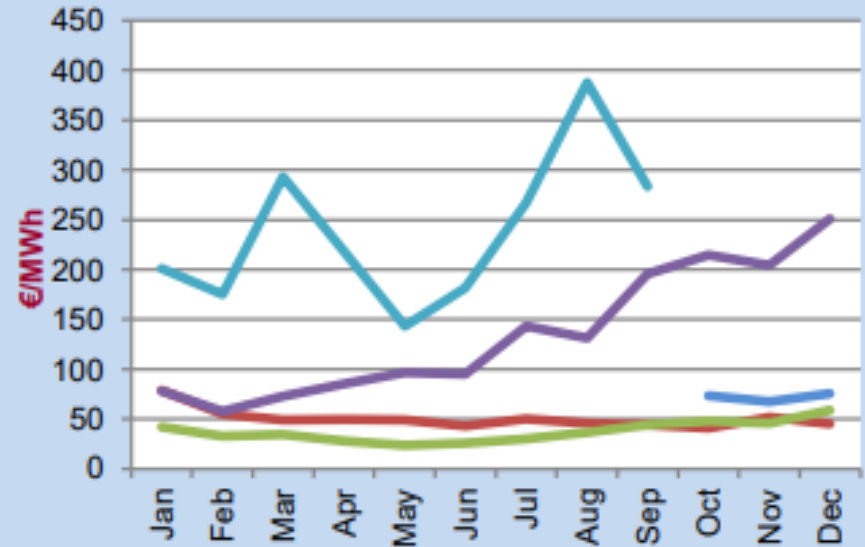
DAM Volumes and Prices

Volume Traded



Regular updates on all auctions available on the [SEMOpX website](#)

Average Price



- 2018
- 2019
- 2020
- 2021
- 2022