

# Market Statistics – Year 3 of operation

Exchange Members

**60** ↑6

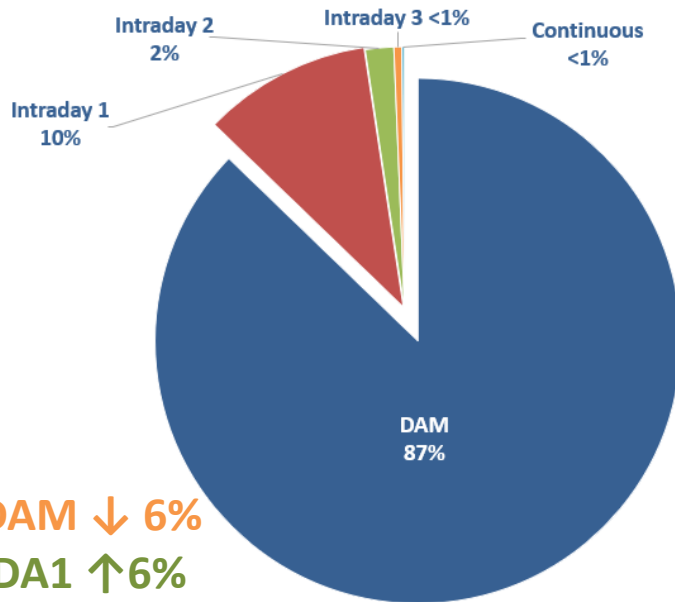
↑2.9b  
**€4.6b**

Trade for year

↑7.8m  
**€12.6m**

Trade per Day

Volumes by Market



↑4.8TWh  
**49.8 TWH**

Trade for year

Auctions Successfully Completed

**1463**

9% ↓2

Interconnector trades as proportion of total Ex-Ante trade

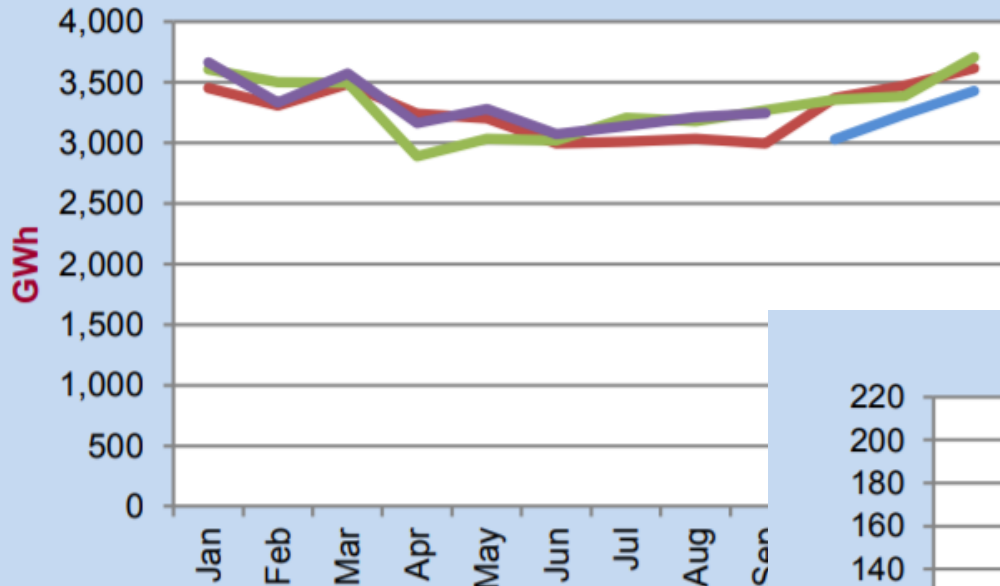
**1** ↔

Cancelled Auction

DAM ↓6%  
IDA1 ↑6%

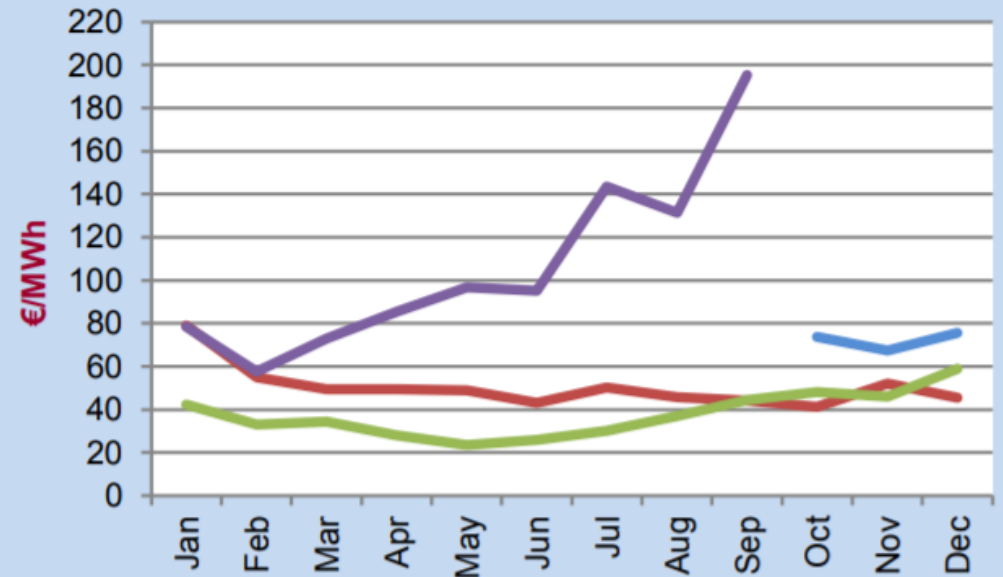
# DAM Volumes and Prices

## Volume Traded



Regular updates on all auctions available on the [SEMOpX website](#)

## Average Price



- 2018
- 2019
- 2020
- 2021